

ZAGG 200106683

ZAGG InvisibleShield Glass Elite Privacy+ Screen Protector

FOR IPHONE 12 PRO MAX

Introduction

This manual provides detailed instructions for the installation, use, and maintenance of your ZAGG InvisibleShield Glass Elite Privacy+ Screen Protector. This product is designed to protect your iPhone 12 Pro Max screen from impacts and scratches while offering a two-way privacy filter.

What's in the Box

- ZAGG InvisibleShield Glass Elite Privacy+ Screen Protector
- Installation Kit (includes cleaning wipe, microfiber cloth, dust removal sticker, EZ Apply tray)

Installation Guide

Follow these steps carefully for optimal application of your screen protector. Ensure you are in a dust-free environment.

1. **Clean Your Device:** Use the included cleaning wipe to thoroughly clean your iPhone 12 Pro Max screen. Follow with the microfiber cloth to remove any streaks or residue. Use the dust removal sticker to lift any remaining dust particles.
2. **Position the EZ Apply Tray:** Place the EZ Apply tray onto your iPhone 12 Pro Max. This tray helps align the screen protector perfectly.
3. **Apply the Screen Protector:** Carefully peel off the protective film from the screen protector. Align the screen protector with the EZ Apply tray and gently lower it onto your phone screen.
4. **Remove Bubbles:** Use the included squeegee or your finger to gently push out any air bubbles towards the edges of the screen. Small bubbles typically dissipate within 24-48 hours.
5. **Final Steps:** Once the screen protector is applied and bubbles are removed, carefully remove the EZ Apply tray.




Easy Application

EZ Apply® tabs, an installation tray, and rubber install mat make applying Glass Elite Privacy+ simple and accurate.

The EZ Apply system facilitates accurate and bubble-free installation.

Product Features

- **Two-Way Privacy Filter:** The Glass Elite Privacy+ features a specialized filter that makes your screen opaque when viewed from the side, protecting your sensitive information from prying eyes. This privacy is effective in portrait orientation.



Privacy Filter

A two-way filter provides full-screen privacy when viewed from the side.

The privacy filter darkens the screen when viewed from an angle.

- **Extreme Scratch and Shatter Protection:** Engineered with Ion-Exchange Technology, this screen protector increases surface compression, making it 4X stronger than traditional glass screen protectors. It provides robust defense against impacts and scratches.



Extreme Scratch & Shatter Protection

Ion exchange technology makes Glass Elite Privacy+ 4X stronger than the traditional glass screen protection.*

Advanced glass formulation provides strong shatter protection.

- **Reinforced Edges:** The edges of the screen protector are reinforced to prevent chips and cracks from starting and spreading, enhancing the overall durability and lifespan of the protector.



Reinforced Edges

Reinforced edges prevent chips and stop cracks from starting and spreading.

Reinforced edges protect against chips and cracks.

- **ClearPrint Anti-Fingerprint Technology:** A revolutionary surface treatment that hides the visibility of fingerprints and smudges on your screen, maintaining a clean and clear display without affecting touch sensitivity.



Clean, Smudge-free Screen

ClearPrint™ technology, exclusive to InvisibleShield, makes fingerprints virtually invisible.

ClearPrint technology keeps your screen free from smudges.

- **Anti-Microbial Properties:** The screen protector contains anti-microbial properties that inhibit the growth of odor-causing bacteria and guard against degradation from microorganisms.
- **Smooth, Silky Feel:** The surface finish is designed to feel like your phone's original screen, ensuring a natural touch experience.



Smooth, Silky Feel

The surface of Glass Elite screen protection has the same smooth, silky feel as your phone's original screen.

Experience a smooth and responsive touch with the Glass Elite Privacy+.

Maintenance

To maintain the clarity and effectiveness of your screen protector, wipe it regularly with a soft, lint-free cloth. For stubborn smudges, a slightly damp cloth with water or a screen-safe cleaner can be used. Avoid harsh chemicals or abrasive materials.

Troubleshooting

- **Bubbles After Installation:** Small bubbles often disappear within 24-48 hours. For larger bubbles, gently lift the nearest edge of the protector and reapply, using the squeegee to push the air out. Ensure no dust particles are trapped underneath.
- **Misalignment:** If the screen protector is significantly misaligned, it may be necessary to carefully remove it and reapply. Ensure the screen is clean before reapplication.

- **Reduced Touch Sensitivity:** While designed not to affect sensitivity, if you experience issues, ensure the protector is fully adhered without air gaps.

Specifications

Feature	Detail
Compatible Device	iPhone 12 Pro Max
Model Number	200106683
Material	Tempered Glass
Item Hardness	9H
Product Dimensions	2.87 x 0.04 x 0.5 inches
Item Weight	0.459 ounces
Special Features	Anti Glare, Anti-Fingerprint, Privacy Filter
Water Resistance Level	Water Resistant

Warranty Information

The ZAGG InvisibleShield Glass Elite Privacy+ Screen Protector comes with a limited lifetime warranty. This warranty covers replacement for damaged or worn products. For warranty claims, please refer to the official ZAGG website for detailed instructions and terms. Shipping and handling fees may apply for replacements.

Support

For further assistance, product registration, or to view frequently asked questions, please visit the official ZAGG support website. You can typically find support contact information, including phone numbers and email addresses, on their website.


© 2025 ZAGG. All rights reserved.

Related Documents - 200106683



[ZAGG SmartShield User Guide](#)

Comprehensive user guide for the ZAGG SmartShield electronic cutter machine, covering safety instructions, setup, operation, troubleshooting, and machine specifications.



[99773 Cell Phone Accessories - EUR - 84H Madix Fixture Product Listing](#)

A comprehensive stock assortment listing for cell phone accessories (99773 EUR 84H) displayed on a 4'W x 84"H Madix fixture. Includes detailed product information such as item ID, description, vendor, and UPC barcode for a wide range of accessories from brands like Anker, Zagg, Apple, and more.


lang:nl score:19 filesize: 651.42 K page_count: 7 document date: 2023-06-30

[\[pdf\] Accessories](#)

Project5 simmonsar 99773 cell phone accessories eur 84h MERKURY INNOVATIONS MI UVM13 101 844702099173 Rem CK *84470209917* 2327027 FLEXIBLE GOOSENECK GRAVITY CAR MOUNT WITH DASHBOAR MERKURY 99773l3 images aafes wslCSImage clsShowImage asmx ShowImage type Pog id |||

Item Change s 99773 - CELL PHONE ACCESSORIES - EUR - 84H 8 W X 84 H MADIX FIXTURE OCONUS WLP LAUNC ... 81* Rem 2454186 INVISIBLESHIELD GLASS ELITE PRIVACY PLUS IPHONE 12 PR 840056131439 OMAX ZAGG / **200106683** 840056131439 *84005613143* Rem 2339003 INVISIBLESHIELD GLASS ELITE IPHONE 11 PROMAX 8...

lang:nl score:17 filesize: 870.87 K page_count: 12 document date: 2023-06-30



[997104 - Cell Phone Accessories - EUR - 60H Stock Assortment Listing](#)

Detailed stock assortment listing for 997104 Cell Phone Accessories (EUR - 60H) from EXCHANGE, featuring a wide range of cables, chargers, power banks, cases, and mounts from various brands.

lang:nl score:17 filesize: 1019.09 K page_count: 12 document date: 2023-06-30



[\[pdf\] Accessories](#)

Project3 simmonsar 997104 Jul 14 2023 · MAGLOCK 6 000MAH WIRELESS MAGNETIC POWERBANK MYCHARGE ML60G3 GIGASTONE 5 000 MAH POWER BANK WHITE COLOR GS PB 7105W 997104l2 images aafes wslCSImage clsShowImage asmx ShowImage type Pog id |||

Item Change s 997104 - CELL PHONE ACCESSORIES - EUR - 60H 12 W X 60 H MADIX FIXTURE OCONUS WLP LAU ... 69* Rem 2454186 INVISIBLESHIELD GLASS ELITE PRIVACY PLUS IPHONE 12 PR 840056131439 OMAX ZAGG / **200106683** 840056131439 *84005613143* Rem 2828785 ARMOR EDGE IPHONE 12/12 PRO 6.1 DUAL PACK 705...

lang:tl score:16 filesize: 1.15 M page_count: 16 document date: 2023-06-30

