

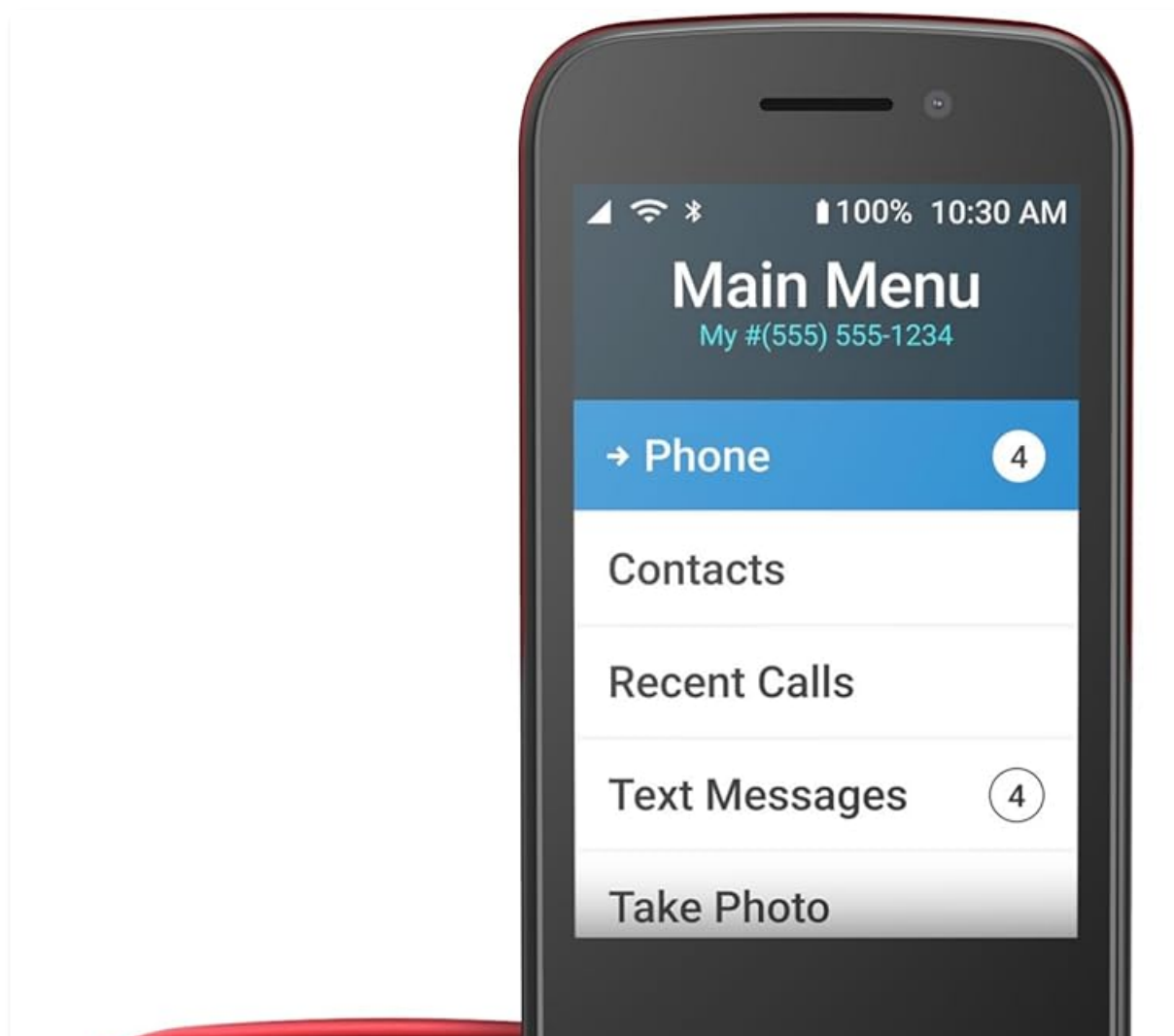
Lively 4053S

Lively Jitterbug Flip2 User Manual

Model: 4053S

1. INTRODUCTION

Welcome to the Lively Jitterbug Flip2, a user-friendly flip cell phone designed for simplicity and ease of use. This manual provides essential information on setting up, operating, maintaining, and troubleshooting your device, ensuring you get the most out of its features.





The Lively Jitterbug Flip2, showcasing its large screen and easy-to-use keypad.

2. SETUP AND ACTIVATION

The Jitterbug Flip2 is designed for straightforward setup. Please follow these steps to activate your phone and begin using Lively services.

What's in the Box:

- Lively Jitterbug Flip2 Phone
- Charger
- Docking Station

Activation Steps:

1. **Purchase Phone:** Ensure you have your Jitterbug Flip2 device.

2. **Activate with Lively:** The Jitterbug Flip2 is exclusively compatible with Lively phone service. Contact a Lively agent or visit Lively online to select your preferred minutes plan and Health & Safety Package.
3. **Choose Your Plan:** Select a plan that best fits your needs, offering flexible talk and text options.
4. **Charge Your Phone:** Before first use, fully charge your phone using the provided charger and docking station.

Easy setup

1. Purchase phone
2. Activate with Lively
3. Choose your plan
4. Call for help anytime



Easy setup process for the Lively Jitterbug Flip2.

Official video demonstrating the Lively Jitterbug Flip2 phone and its features.

3. OPERATING YOUR PHONE

The Jitterbug Flip2 is designed for intuitive operation with large, legible numbers and a simple menu system.

Key Features:

- **Large Screen and Buttons:** Easy to see and press, even in low-light conditions thanks to the backlit keypad.
- **Simple List-Based Menu:** Navigate easily through options like Phone, Contacts, Recent Calls, and Text Messages.
- **Powerful Speaker:** Provides clear sound for hands-free conversations.

- **One-Touch Speed Dialing:** Program frequently called numbers for quick access.
- **Urgent Response Button:** A dedicated red star button connects you to highly trained agents 24/7 for emergencies or assistance.
- **Amazon Alexa Integration:** Use voice commands for calling, texting, checking weather, and more.
- **Magnifier and Flashlight:** Convenient tools for everyday use.
- **8MP Camera and Video:** Capture photos and videos with ease.
- **Spanish Language Setting:** Enjoy the phone with a new Spanish language option.

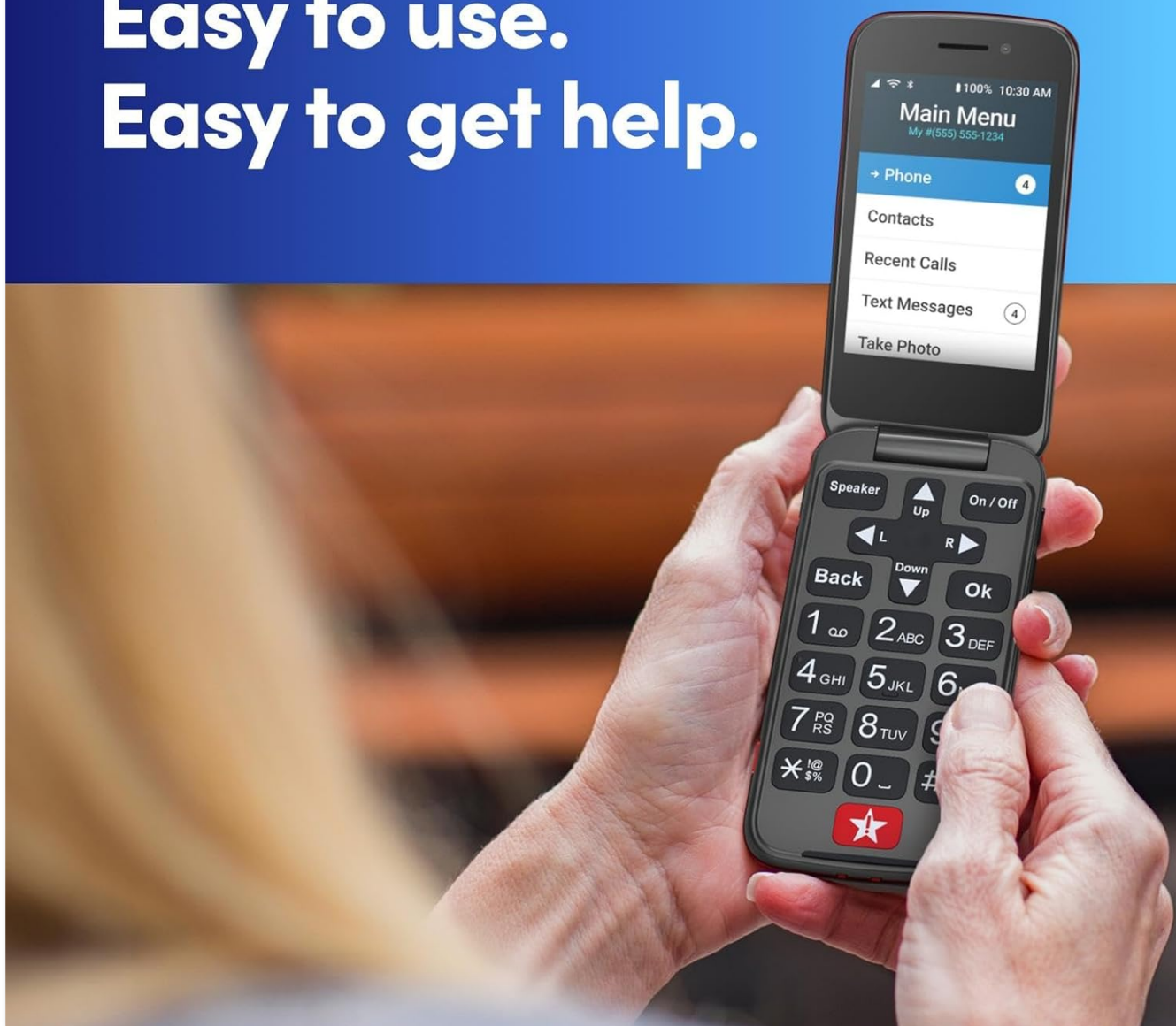


Features

- Big buttons
- Large Screen
- Easy menu
- Powerful speaker
- Urgent Response button for help 24/7

Overview of the Jitterbug Flip2's main features.

Easy to use. Easy to get help.



The Jitterbug Flip2 is designed for easy handling and operation.



Have an emergency?

At the touch of a button, Urgent Response connects you to Certified Agents who can help, 24/7.

The dedicated Urgent Response button for immediate assistance.

Easy to navigate

Large screen lets you choose from the easy list-based menu or new single-item view.



The large screen and list-based menu make navigation simple.

4. MAINTENANCE

To ensure the longevity and optimal performance of your Lively Jitterbug Flip2, follow these simple maintenance guidelines:

- **Keep it Clean:** Regularly wipe the phone's exterior with a soft, dry, lint-free cloth. Avoid using harsh chemicals or abrasive materials.
- **Protect from Damage:** Keep the phone away from extreme temperatures, direct sunlight, and moisture. Avoid dropping the phone or exposing it to impacts.
- **Charge Regularly:** To maintain battery health, charge your phone regularly, even if not in constant use. Avoid completely draining the battery frequently.
- **Software Updates:** Ensure your phone's software is up to date to benefit from the latest features and security enhancements.

5. TROUBLESHOOTING

If you encounter any issues with your Jitterbug Flip2, try the following common troubleshooting steps. If the problem persists, please contact Lively customer service.

Common Issues:

- **Phone Not Turning On:** Ensure the battery is charged. Connect the phone to the charger and wait a few minutes before attempting to power it on again.
- **No Signal/Cannot Make Calls:** Check if you are in an area with network coverage. If the issue persists, restart your phone.
- **Volume Issues:** Ensure the volume settings are adjusted correctly using the side buttons. If the ringer volume is accidentally turned off, adjust it back up.
- **Buttons Not Responding:** Restart the phone. If specific buttons are consistently unresponsive, contact support.
- **Charging Problems:** Verify that the charger and docking station are properly connected to the phone and a working power outlet. Inspect the charging port for any debris.

For more complex issues or if troubleshooting steps do not resolve the problem, please refer to the support section below.

6. SPECIFICATIONS

Feature	Detail
Model Number	4053S
Product Dimensions	22.7 x 15.75 x 7.7 inches
Item Weight	4.8 ounces
Batteries	1 Lithium Ion batteries required (included)
Operating System	Android
RAM	16 GB
Connectivity Technologies	Wi-Fi
Display Technology	LED
Human Interface Input	Keypad, Buttons
Scanner Resolution	480 x 320
Camera Features	Rear, Front
Form Factor	Flip Phone
Color	Red

Battery Power Rating	1780 Milliamp Hours
Phone Talk Time	12 Hours
Manufacturer	Lively
Screen Size	3.2 Inches
CPU Speed	1.1 GHz
Wireless Carrier	MVNO
Cellular Technology	3G

7. WARRANTY AND SUPPORT

Lively is committed to providing reliable service and support for your Jitterbug Flip2 phone.

Customer Service:

For any questions regarding your phone, service, or to learn more about Lively's offerings, you can call their U.S.-based customer service agents. They are available 24/7 to assist you.

Urgent Response:

The dedicated Urgent Response button on your Jitterbug Flip2 provides 24/7 access to certified agents who can help in emergencies. Simply press the button, and they will confirm your location, assess the situation, and get you the help you need.



Lively's Urgent Response agents are available 24/7.

Additional Lively Services:

- **Lively Link App:** Keep loved ones updated on your health and safety. The app sends alerts to friends and family if you call Urgent Response.
- **Nurse On-Call:** Speak to a registered nurse or board-certified doctor from the comfort of your home for medical questions or prescription refills.
- **Care Advocate:** Get a personalized health plan and support from a Care Advocate.






Our caring team is ready to help, 24/7.




- Kind and knowledgeable Care Advisors
- Ready to answer questions about Lively devices
- Available to look up numbers or schedule rides on your Jitterbug phone

Access to Nurse On-Call services for health inquiries.

© 2024 Lively. All rights reserved.

Related Documents - 4053S

	Jitterbug Flip2 User Guide - Lively A comprehensive user guide for the Jitterbug Flip2 phone by Lively, detailing setup, features, calls, texts, photos, helpful tools, settings, and support. Learn to use your Jitterbug Flip2 for everyday communication and emergencies.
	Jitterbug Quick Start Guide: Setup and Activation A quick start guide for setting up and activating your Jitterbug phone, including activation options, number transfer, online account creation, and referral program details.
	Jitterbug Flip2 User Guide - Lively Welcome to the Jitterbug Flip2 User Guide from Lively. Learn how to use your Jitterbug Flip2 phone with step-by-step instructions, tips, and support resources.

	<p>Jitterbug Flip2 Activation Guide</p> <p>A guide to activating your new Jitterbug Flip2 phone, including options for online activation and phone call activation with or without transferring your existing phone number.</p>
	<p>Jitterbug Flip2 Software Update: New Features and Customization Guide</p> <p>Learn about the latest software updates for the Jitterbug Flip2 phone from Lively, including Speed Dial, Flip Open to Answer, saving photos from texts, menu customization, and signal beep correction.</p>
	<p>Lively Flip User Guide</p> <p>User guide for the Lively Flip, an easy-to-use flip phone with a large screen, big buttons, Amazon Alexa integration, and a dedicated Urgent Response button for 24/7 help. Learn how to set up and use your device.</p>