

Manuals+

[Q & A](#) | [Deep Search](#) | [Upload](#)

manuals.plus /

› [KingHome](#) /

› [KingHome KHW05BTM 5,000 BTU Window Air Conditioner User Manual](#)

KingHome KHW05BTM

KingHome KHW05BTM 5,000 BTU Window Air Conditioner

USER MANUAL

Introduction

Thank you for choosing the KingHome KHW05BTM 5,000 BTU Window Air Conditioner. This manual provides important information for the proper installation, operation, and maintenance of your new air conditioner. Please read this manual thoroughly before using the appliance and keep it for future reference.

Safety Information

To prevent injury to the user or other people and property damage, the following instructions must be followed. Incorrect operation due to ignoring instructions may cause harm or damage.

- Always ensure the unit is properly grounded.
- Do not operate the air conditioner with a damaged power cord or plug.
- Do not insert fingers or foreign objects into the air inlet or outlet.
- Keep flammable materials away from the unit.
- Unplug the unit before cleaning or servicing.

Product Overview

The KingHome KHW05BTM is a compact and efficient window air conditioner designed to cool rooms up to 150 square feet. It features mechanical controls for ease of use and a washable filter for simple maintenance.



Front view of the KingHome KHW05BTM window air conditioner, showing the main grille and the mechanical control panel on the left

side.




Angled view of the air conditioner, highlighting the expandable side panels used for window installation.

Setup and Installation


Your KingHome air conditioner comes with a quick and effective window mounting kit for easy installation in double-pane windows. Please ensure your window meets the minimum and maximum dimensions for proper fit.

- **Minimum Window Height:** 15.5 inches
- **Window Width Dimensions:** 23 inches (minimum) / 36 inches (maximum)

Refer to the installation guide included in the product packaging for detailed step-by-step instructions.



Product dimensions for installation reference: approximately 16 inches wide, 16 inches deep, and 12 inches high.



Visual representation of the air conditioner installed in a typical window setting.

Operating Instructions

The KingHome KHW05BTM features simple mechanical controls for adjusting temperature and fan speed.



Detailed view of the control panel, illustrating the temperature and mode selection knobs.

- **Temperature Control:** Use the top knob (labeled 'TEMP') to adjust the cooling level. Turn towards 'coolest' for maximum cooling.
- **Mode/Speed Control:** Use the bottom knob (labeled 'MODE') to select operation mode and fan speed. Options typically include:
 - OFF
 - FAN (Low/High)
 - COOL (Low/High)
- **Variable Air Direction Louvers:** Adjust the horizontal and vertical louvers on the front of the unit to direct airflow where needed.

Note: After turning off the unit, wait at least 3 minutes before restarting to prevent damage to the compressor.

Maintenance

Regular maintenance ensures optimal performance and longevity of your air conditioner.

Cleaning the Washable Filter

The mesh filter is removable and washable for convenient maintenance. A clean filter helps maintain cooling efficiency and air quality.



Illustration demonstrating the washable nature of the air filter.

1. Carefully remove the front grille and slide out the mesh filter.
2. Wash the filter with warm, soapy water. Rinse thoroughly.
3. Allow the filter to air dry completely before reinserting it into the unit.
4. Clean the filter every two weeks or more often if the air conditioner is used frequently or in dusty conditions.

General Cleaning

- Wipe the exterior of the unit with a soft, damp cloth.
- Do not use harsh chemicals or abrasive cleaners.

Troubleshooting

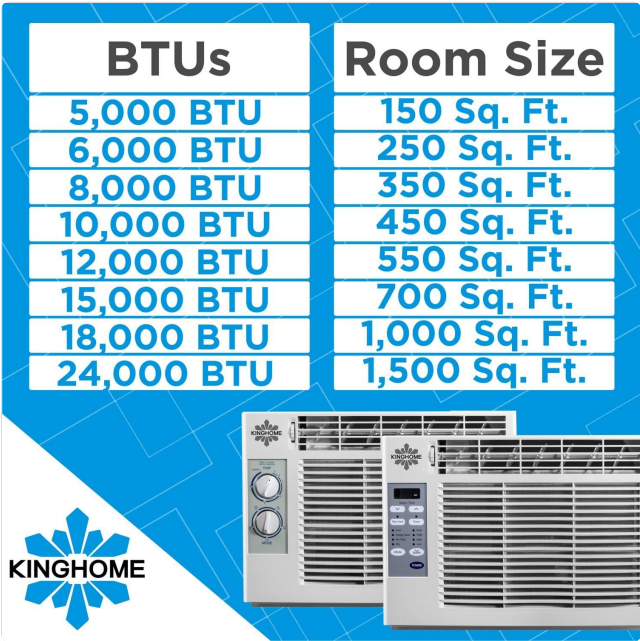
If you experience issues with your air conditioner, refer to the following common problems and solutions. If the problem persists, contact customer support.

Problem	Possible Cause	Solution
Unit does not turn on	No power; Unit unplugged; Circuit breaker tripped	Check power cord connection; Reset circuit breaker; Ensure outlet is functional
Unit not cooling effectively	Dirty air filter; Room too large; Temperature setting too high; Airflow blocked	Clean air filter; Ensure room size is within capacity; Lower temperature setting; Clear obstructions from air vents
Water dripping inside	Unit not tilted correctly; Drain hole blocked	Ensure unit is slightly tilted outwards for drainage; Check and clear drain hole

Specifications

Detailed technical specifications for the KingHome KHW05BTM Window Air Conditioner.

Feature	Specification
Brand	KingHome
Model Name	5,000 BTU Window Air Conditioner with Mechanical Controls
Item Model Number	KHW05BTM
Cooling Power	5000 British Thermal Units (BTU)
Capacity (Dehumidification)	1.6 pints
Coverage Area	Up to 150 sq. ft.
Controls	Mechanical
Speeds	3
Voltage	115 Volts
Power Source	Corded Electric
Color	White
Product Dimensions	41.15 x 40.89 x 30.23 cm (16.2 x 16.1 x 11.9 inches)
Item Weight	17.51 kg (38.6 lbs)
Special Feature	Window-Mounted Unit



Warranty

This KingHome KHW05BTM Window Air Conditioner comes with a Limited Warranty. Please refer to the warranty card included with your product for specific terms, conditions, and duration of coverage. Keep your purchase receipt as proof of purchase for warranty claims.

Customer Support

For any questions, technical assistance, or warranty inquiries, please contact KingHome customer support. Refer to the contact information provided in your product packaging or visit the official KingHome website.
