

Greesum 3 Pieces Rocking Bistro Set

Greesum 3 Pieces Rocking Wicker Bistro Set User Manual

Brand: Greesum | Model: 3 Pieces Rocking Bistro Set

1. INTRODUCTION

Thank you for choosing the Greesum 3 Pieces Rocking Wicker Bistro Set. This manual provides essential information for the safe assembly, operation, and maintenance of your new patio furniture. Please read these instructions thoroughly before assembly and retain them for future reference.



Image 1.1: The Greesum 3 Pieces Rocking Wicker Bistro Set, featuring two blue-cushioned rocking chairs and a glass-top coffee table, set in an outdoor patio environment.

2. SAFETY INFORMATION

CAUTION: This product features a rocking design. Always use caution to prevent tip-over. Ensure the product is assembled correctly and securely before use. Do not leave children unattended near the product. Regularly inspect the product for any signs of wear or damage, especially after exposure to outdoor elements.

- Always assemble the furniture on a flat, stable surface.
- Ensure all bolts and screws are securely tightened before use.
- Do not stand on the chairs or table.
- Keep small parts away from children during assembly.
- Avoid placing hot items directly on the glass table surface without protection.

3. PACKAGE CONTENTS

Please verify that all components listed below are present in your package before beginning assembly. If

any parts are missing or damaged, please contact customer support.

Item	Quantity
Rocking Chairs	2
Blue Cushions	4 (2 for seat, 2 for back)
Glass Rattan Table	1
Tool Kit	1
Installation and Usage Manual	1

4. SPECIFICATIONS

Key specifications for the Greesum 3 Pieces Rocking Wicker Bistro Set:

- **Color:** Blue
- **Material:** Rattan wicker, metal, and glass
- **Table Dimensions:** 17" (L) x 17" (W) x 19" (H)
- **Rocking Chair Dimensions:** 23" (L) x 28.5" (W) x 36" (H)
- **Chair Bearing Capacity:** 300 lbs
- **Table Bearing Capacity:** 200 lbs
- **Item Weight:** 46.3 lbs
- **Manufacturer:** Ningbo Tuqi Electronic Technology Co.,Ltd
- **Model Number:** 3 Pieces Rocking Bistro Set
- **UPC:** 788474294605

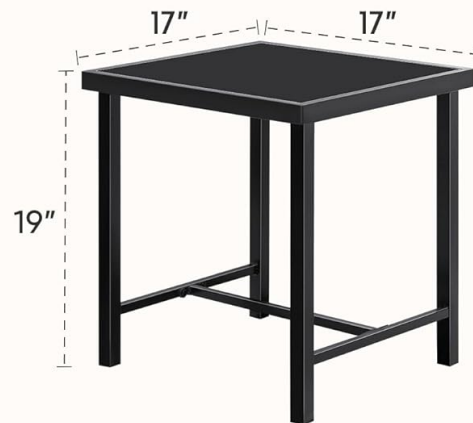
DIMENSIONS



2x Rocking chair

4x Cushion

1x Coffee table



CHAIR BEARING CAPACITY: 300 LBS

TABLE BEARING CAPACITY: 200 LBS

Image 4.1: Detailed dimensions for the rocking chair and coffee table, including chair bearing capacity of 300 lbs and table bearing capacity of 200 lbs.


5. ASSEMBLY INSTRUCTIONS

Assembly is required for this bistro set. A detailed installation manual and a complete tool kit are included in your package. Please follow the step-by-step instructions provided in the included manual for proper assembly. It is recommended to assemble the furniture with another person for ease and safety.

1. Unpack all components and verify against the package contents list.
2. Lay out all parts on a soft, clean surface to prevent scratches.
3. Follow the diagrams and instructions in the provided manual to assemble each rocking chair. Do not fully tighten screws until all parts are aligned.
4. Assemble the coffee table according to the manual.
5. Once all parts are in place, securely tighten all screws and bolts.
6. Place the cushions on the chairs.

OUTDOOR WICKER ROCKING CHAIR

Better Quality, Better Experience



All Weather Rattan



Comfortable Chair Back



Breathable Soft Cushion

Image 5.1: Illustration of the chair's construction, showing the all-weather rattan, strong metal frame, and breathable soft cushion, which contribute to its durability and comfort.

6. OPERATING INSTRUCTIONS

The Greesum Rocking Wicker Bistro Set is designed for comfortable outdoor relaxation. Here's how to use your furniture effectively:

6.1. Using the Rocking Chairs

The chairs feature a balanced rocking design for a relaxed experience. Sit gently and allow the chair to rock naturally. The stable rocking motion is intended to provide comfort without the risk of tipping, provided the chair is used on a flat, stable surface.

ROCKING DESIGN

The stable rocking motion ensures a more comfortable and relaxing experience during your nap




Image 6.1: A diagram demonstrating the stable and comfortable rocking motion of the chair, designed for relaxation.

6.2. Using the Coffee Table

The glass-top coffee table is suitable for placing beverages, books, or small decorative items. The tempered glass surface is easy to clean. Ensure items are placed centrally to maintain stability.

FASHION TABLE

- ✓ Tempered Glass
- ✓ Glass Suction Cup
- ✓ Metal Frame



Easy to Clean



Image 6.2: A close-up view of the coffee table, highlighting its tempered glass top, glass suction cups for stability, and durable metal frame, emphasizing its easy-to-clean surface.

7. MAINTENANCE AND CARE

Proper care will extend the life and appearance of your Greesum Bistro Set:

- **Cleaning:** Wipe surfaces with a damp cloth, then wipe dry. For stubborn dirt, a mild soap solution can be used, followed by thorough rinsing and drying.
- **Cushions:** The blue cushions are padded. While durable, it is recommended to store them indoors during inclement weather or prolonged periods of non-use to prevent fading and wear.
- **Frame:** The metal frame is treated for anti-rust and anti-corrosion. However, regular inspection for any signs of rust or damage is advised, especially in humid environments.
- **Glass Table:** Clean the glass surface with a glass cleaner and a soft cloth. Avoid abrasive cleaners or tools that could scratch the glass.
- **Storage:** During off-season or extended periods of non-use, consider covering the furniture or storing it in a dry, protected area to prolong its lifespan.

8. TROUBLESHOOTING

