

manuals.plus /

› [DASH](#) /

› [DASH Stainless Steel Mixing Bowls with Lids, Silicone Non-Slip Base with Measuring Lines and Strainer, 3 Bowl Set - 1.5 Quart, 3 Quart, & 5 Quart - Aqua User Manual](#)

DASH DSMB300GBAQ04

DASH Stainless Steel Mixing Bowls User Manual

Brand: DASH | Model: DSMB300GBAQ04

INTRODUCTION

The DASH Stainless Steel Mixing Bowl Set is designed for versatility and durability in your kitchen. This multi-purpose set includes three different sized bowls, each crafted to assist with various cooking and baking tasks, from mixing and preparing to straining and storing ingredients.

Key features include silicone non-slip bases for stability, integrated measuring lines for precision, and a built-in strainer in one of the bowls for added functionality. The included lids provide convenient storage solutions.



Image: The complete set of DASH Stainless Steel Mixing Bowls, showcasing the three bowl sizes, two lids, and the integrated strainer feature.

INCLUDED COMPONENTS

Your DASH Stainless Steel Mixing Bowl Set includes the following:

- 1.5 Quart Stainless Steel Mixing Bowl with Silicone Non-Slip Base
- 3 Quart Stainless Steel Mixing Bowl with Silicone Non-Slip Base and Built-in Strainer
- 5 Quart Stainless Steel Mixing Bowl with Silicone Non-Slip Base
- Lid for 1.5 Quart Bowl
- Lid for 5 Quart Bowl

PERFECT PREP

3 different sizes for every cooking & baking project!



Image: A visual representation of the three bowl sizes (1.5QT, 3QT straining, 5QT) and their corresponding lids (1.5QT, 5QT).

SETUP AND FIRST USE

1. **Unpack:** Carefully remove all components from the packaging.
2. **Initial Cleaning:** Before first use, wash all bowls and lids thoroughly with warm, soapy water. Rinse completely and dry. While the product care instructions state "Dishwasher Safe", hand washing is recommended for optimal longevity of the silicone components.
3. **Inspect:** Check all bowls and lids for any signs of damage from shipping. If any damage is found, contact customer support.

OPERATING INSTRUCTIONS

Mixing and Preparing Ingredients

The bowls are designed for stable mixing. The silicone non-slip bases prevent the bowls from sliding on your countertop during vigorous mixing, beating, or whipping. This ensures a secure and efficient food preparation experience.

- **Precise Measuring:** Each bowl features etched measuring lines on the inside, allowing for accurate measurement of liquids and dry ingredients directly within the bowl. This eliminates the need for separate measuring cups for many recipes.
- **Easy Pouring:** The design of the bowls includes a convenient spout, making it easy to pour batters, sauces, or other liquids without spills.



Image: DASH mixing bowls being used for food preparation, demonstrating the silicone bases, lids, and the built-in strainer for various tasks like prepping, mixing, and storing.

Using the Built-in Strainer (3 Quart Bowl)

The 3 Quart bowl is uniquely equipped with a built-in strainer and a silicone foot. This feature is ideal for:

- Draining pasta
- Washing and rinsing vegetables or fruits
- Gradually adding dry ingredients to wet mixtures

The silicone foot allows the bowl to rest stably on its side while straining, providing hands-free convenience.



WASH & RINSE

3QT bowl includes a built-in strainer and kickstand.

Image: The 3-quart DASH mixing bowl demonstrating its built-in strainer feature, with water draining from pasta, highlighting its utility for washing and rinsing.

Food Storage with Lids

The set includes two lids, designed to fit the 1.5 Quart and 5 Quart bowls. These lids allow you to conveniently store prepared food or leftovers directly in the mixing bowls, reducing the need for additional containers.

CARE AND MAINTENANCE

To ensure the longevity and performance of your DASH Stainless Steel Mixing Bowls, follow these care instructions:

- **Cleaning:** The stainless steel bowls are dishwasher safe. For the silicone components (bases and lids), hand washing with warm, soapy water is recommended to preserve their integrity and non-slip properties over time.
- **Drying:** Thoroughly dry all components after washing to prevent water spots and maintain the mirror finish of the stainless steel.
- **Storage:** The bowls are designed to nest within each other for compact storage, saving space in your kitchen cabinets.

TROUBLESHOOTING

Problem	Possible Cause	Solution
Lids do not fit securely.	Lids are designed for specific bowl sizes (1.5 Qt and 5 Qt). Incorrect lid-to-bowl matching.	Ensure you are using the correct lid for the corresponding bowl size. The larger lid fits the 5 Quart bowl, and the smaller lid fits the 1.5 Quart bowl. The 3 Quart bowl does not have a lid.
Bowls slide on the countertop despite non-slip base.	The silicone base or countertop surface may be wet, oily, or excessively dusty.	Ensure both the silicone base of the bowl and the countertop surface are clean and dry before use to maximize the non-slip grip.
Stainless steel appears dull or has water spots.	Improper drying after washing, or mineral deposits from hard water.	Always dry bowls immediately after washing. For stubborn water spots, use a stainless steel cleaner or a solution of vinegar and water, then rinse and dry thoroughly.







SPECIFICATIONS

Feature	Detail
Brand	DASH
Model Number	DSMB300GBAQ04
Material	Stainless Steel (Bowls), Silicone (Bases & Lids)
Color	Aqua
Number of Pieces	3 Bowls, 2 Lids (5 pieces total)
Capacities	1.5 Quart, 3 Quart, 5 Quart
Special Features	Non-slip silicone bases, internal measuring lines, built-in strainer (3 Qt bowl)
Product Care	Dishwasher Safe (Bowls), Hand Wash Recommended (Silicone)
Item Weight	3.54 pounds
Package Dimensions	10.51 x 10.47 x 7.13 inches

WARRANTY AND SUPPORT

DASH products are designed in NYC and come with U.S. based Customer Support. For any questions, concerns, or assistance with your Stainless Steel Mixing Bowls, please contact DASH Customer Support. Specific warranty details may vary. Please refer to the product packaging or the official DASH website for the most current warranty information.

Visit the DASH Store: [DASH Official Store](#)

 <p>COMPACT AIR FRYER AirCrisp™ Technology 2 Quart Capacity 1500 Watts</p>	<p>Dash Compact Air Fryer DCAF150: User Manual, Recipes & Support</p> <p>Comprehensive guide for the Dash Compact Air Fryer (DCAF150), including important safety instructions, parts identification, usage tips, troubleshooting, a detailed recipe book, and customer support information.</p>
 <p>DELUXE AIR FRYER AirCrisp™ Technology 6 Quart Capacity 1500 Watts</p>	<p>Dash Deluxe Air Fryer: User Manual, Features, and Recipes</p> <p>Comprehensive guide for the Dash Deluxe Air Fryer (DFAF455GB), including important safety instructions, parts and features, usage guide, cleaning tips, troubleshooting, and a collection of delicious recipes.</p>
 <p>DIGITAL COMPACT AIR FRYER AirCrisp™ Technology 2 Quart Capacity 1200 Watts</p>	<p>Dash Digital Compact Air Fryer DCAF155 User Manual and Recipe Book</p> <p>Comprehensive user manual for the Dash Digital Compact Air Fryer (DCAF155) featuring AirCrisp™ Technology. Includes detailed safety instructions, operating guide, parts identification, usage tips, cooking charts, cleaning and maintenance, troubleshooting, a collection of recipes, customer support information, and warranty details.</p>
 <p>MINI WAFFLE BOWL MAKER Instruction Manual Recipe Guide</p>	<p>Dash Mini Waffle Bowl Maker DMWBM100: Instruction Manual & Recipe Guide</p> <p>Get the most out of your Dash Mini Waffle Bowl Maker (DMWBM100) with this comprehensive manual. Includes safety guidelines, operating instructions, cleaning tips, and a variety of sweet and savory recipes.</p>
 <p>DASH EGG COOKER QUICK START GUIDE</p>	<p>Dash Egg Cooker Quick Start Guide</p> <p>A comprehensive guide to setting up, using, and cleaning your Dash Egg Cooker, including cooking times and tips for perfect eggs.</p>
 <p>RAPID EGG COOKER INSTRUCTION MANUAL AND RECIPE GUIDE</p>	<p>Dash Go Rapid Egg Cooker DEC005: Instruction Manual and Recipe Guide</p> <p>Official instruction manual and recipe guide for the Dash Go Rapid Egg Cooker (Model DEC005). Learn how to safely operate, maintain, and use the appliance for boiling, poaching, and making omelettes, plus discover delicious egg recipes.</p>