

UBeetize TBC001

UBeetize 10" Selfie Ring Light Instruction Manual

Model: TBC001 | Brand: UBeetize

1. INTRODUCTION

Thank you for choosing the UBeetize 10" Selfie Ring Light. This versatile lighting solution is designed to enhance your photos, videos, live streams, makeup application, and more, providing optimal illumination for various scenarios. Its compact design and user-friendly features make it an essential tool for content creators and everyday users alike.



Figure 1: UBeesize 10" Selfie Ring Light with included accessories.

2. WHAT'S INCLUDED

Your UBeesize 10" Selfie Ring Light package includes the following components:

- 1 x LED Ring Light (10-inch)
- 1 x Tripod Stand
- 1 x Universal Phone Holder
- 1 x Wireless Remote Shutter

3. SETUP INSTRUCTIONS

3.1 Assemble the Tripod Stand

The tripod stand is designed for stability and portability. Unfold the legs of the tripod to create a stable base. The tripod can be used in its compact tabletop configuration or extended for a taller setup.



Figure 2: Tripod and ball head components.

3.2 Attach the Ring Light to the Tripod

Align the mounting screw on top of the tripod's ball head with the screw hole at the bottom of the ring light. Rotate the ring light clockwise until it is securely fastened. Ensure it is tightened sufficiently to prevent wobbling.

3.3 Install the Universal Phone Holder

The universal phone holder attaches to the center of the ring light. Screw the phone holder onto the designated mounting point within the ring light's center. The phone holder is rotatable, allowing for horizontal or vertical phone placement.



Figure 3: Universal phone holder with wide compatibility.

3.4 Power Connection

Connect the USB power cable from the ring light to a compatible USB power source (e.g., USB wall adapter, power bank, computer USB port). The ring light requires a stable power supply for optimal performance.

3.5 Pair the Wireless Remote Shutter

The wireless remote shutter uses Bluetooth for connectivity. Turn on the remote shutter. On your smartphone,

navigate to Bluetooth settings and search for "UBeesize" or a similar device name. Select it to pair. Once paired, you can control your phone's camera remotely.



Figure 4: Wireless remote control for hands-free operation.

4. OPERATING INSTRUCTIONS

4.1 Ring Light Controls

The ring light features a touch panel for easy control:

- **On/Off Button:** Press to turn the light on or off.
- **Brightness Adjustment (+/-):** Use the '+' button to increase brightness and the '-' button to decrease

brightness. There are 10 levels of brightness for each color mode.


- **Color Mode Button:** Cycle through 3 lighting colors: Warm White, Cool White, and Daylight.




Figure 5: Touch control panel for light settings.

4.2 Adjusting Phone Holder and Light Angle

The phone holder can be extended up to 4.5 inches to accommodate most smartphones. It also features a rotatable clamp, allowing you to position your phone horizontally, vertically, or at any desired angle. The ring light itself can be tilted and adjusted using the ball head on the tripod to achieve the perfect beam angle.



360° ADJUSTABLE ANGLES



180° ROTATABLE MOUNT

Figure 6: Flexible adjustments for optimal positioning.

4.3 Using the Wireless Remote Shutter

After successful Bluetooth pairing, use the remote to trigger your phone's camera. Press the appropriate button (iOS or Android) to take photos or start/stop video recording from a distance of up to 30 feet.

4.4 Usage Scenarios

The UBeeSize ring light is ideal for:

- Live streaming and video conferencing
- Makeup tutorials and beauty vlogging
- Product photography and close-up shots
- Selfies and group photos

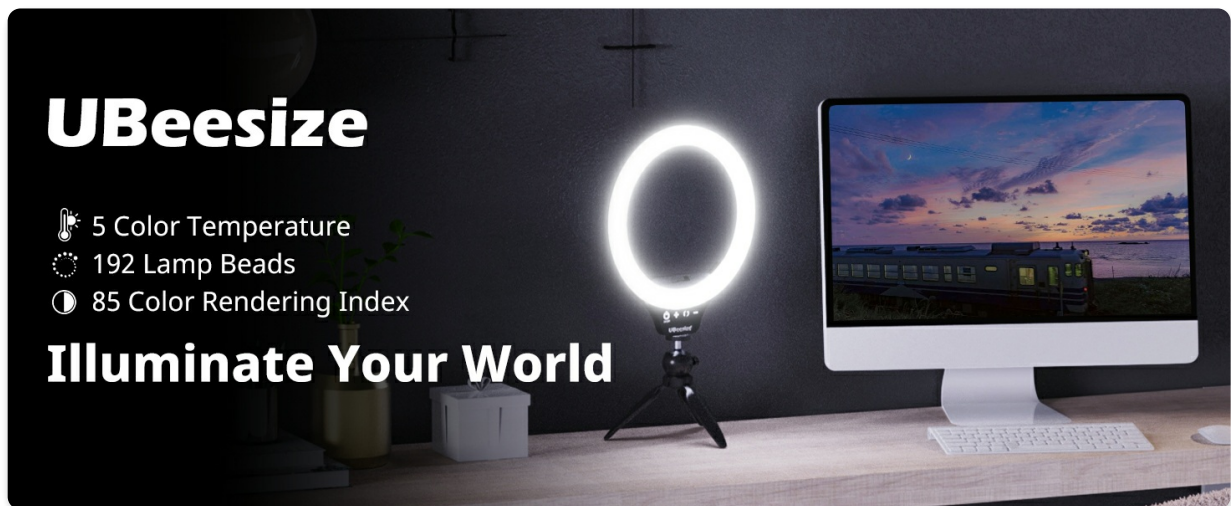


Figure 7: Enhancing home workspace lighting.



WITH YOUR CAMERA

This tripod features a standard camera mounting thread, making it perfect for use with your camera when recording videos, shooting vlogs, or capturing other types of photography. Its compact, portable design allows you to easily bring it along to various filming and photography locations.

Figure 8: Elevating mobile content.

Official Product Video: UBeeSize 10" Selfie Ring Light is easy to use!

This video demonstrates the ease of use and various features of the UBeeSize 10" Selfie Ring Light, including its adjustable brightness, color modes, and phone holder functionality.

5. MAINTENANCE

To ensure the longevity and optimal performance of your UBeeSize Ring Light, follow these maintenance guidelines:

- **Cleaning:** Gently wipe the ring light and tripod with a soft, dry cloth. Avoid using abrasive cleaners or solvents, as they may damage the surface.
- **Storage:** When not in use, store the ring light in a cool, dry place, away from direct sunlight and extreme temperatures. Disassemble the components if necessary for compact storage.
- **Remote Battery:** The wireless remote shutter uses a Lithium Metal battery (included). If the remote's performance degrades, replace the battery as needed.

6. TROUBLESHOOTING

If you encounter any issues with your UBeeSize Ring Light, refer to the following common troubleshooting steps:

- **Light Not Turning On:** Ensure the USB power cable is securely connected to both the ring light and a functioning power source. Try a different USB port or power adapter.
- **Remote Not Connecting:** Check if the remote's battery is charged. Ensure Bluetooth is enabled on your phone and the remote is within pairing range. Try unpairing and re-pairing the remote.
- **Phone Not Fitting in Holder:** The phone holder is extendable. Gently pull the top clamp upwards to expand the holder and insert your phone. Ensure your phone's width is within the 4.5-inch maximum.
- **Light Flickering or Dim:** Verify that the power source provides sufficient power. Adjust the brightness settings using the '+' button on the control panel.

7. SPECIFICATIONS

Product Dimensions	
	4 x 10 x 18 inches

Item Weight	1.23 pounds
Item Model Number	TBC001
Light Source	LED
Lighting Colors	Warm White, Cool White, Daylight (3 modes)
Brightness Levels	10 levels per color mode
Phone Holder Extension	Up to 4.5 inches
Remote Connectivity	Bluetooth
Remote Range	Up to 30 feet
Remote Battery	1 Lithium Metal battery (included)

8. WARRANTY & SUPPORT

UBeesize offers lifetime friendly service for your purchase. For detailed warranty information, product support, or to contact customer service, please refer to the official user manual PDF or visit the UBeesize website.

You can access the official User Manual (PDF)[here](#).