

Creative EF0900

Creative Outlier Air V2 User Manual

Model: EF0900

Brand: Creative

INTRODUCTION

Welcome to the user manual for your Creative Outlier Air V2 True Wireless Sweatproof in-Ear Headphones. This manual provides essential information on setting up, operating, and maintaining your device to ensure optimal performance and longevity. The Outlier Air V2 offers intuitive touch controls, extended battery life, and high-quality audio for an immersive listening experience.

PACKAGE CONTENTS

PACKAGE CONTENT

- 1 x Creative Outlier Air V2
- 1 x USB-C Charging Case
- 1 x USB Type-C Charging Cable
- (S), (M) and (L) Silicone Ear Tips
- 1 x Quick Start Guide



Image: Contents of the Creative Outlier Air V2 retail package, including the earbuds, charging case, USB-C cable, and various sizes of silicone ear tips.

Please check the box for the following items:

- 1 x Creative Outlier Air V2 Earbuds
- 1 x USB-C Charging Case
- 1 x USB Type-C Charging Cable
- 1 x User Manual (this document)
- (S), (M), (L) Silicone Ear Tips

SETUP

1. Charging the Device



Image: The Creative Outlier Air V2 earbuds placed next to their charging case, illustrating the compact design.

Before first use, fully charge the Creative Outlier Air V2 earbuds and their charging case. Place the earbuds into the charging case. Connect the USB Type-C charging cable to the case and a power source. The LED indicators on the case will show charging status. A full charge provides up to 12 hours of playback for the earbuds, with the charging case extending total playtime to up to 34 hours.

LONGER BATTERY LIFE

Up to 12 hours per charge with a total playtime of up to 34 hours



 **34 HRS**
TOTAL PLAYTIME*
PER CHARGE: 12 HRS

Image: Creative Outlier Air V2 earbuds nestled within their open charging case, highlighting the extended 34-hour total battery life.

2. Bluetooth Pairing

The Creative Outlier Air V2 uses Bluetooth 5.0 for stable and efficient wireless connectivity. To pair with your device:

1. Ensure the earbuds are in the charging case and the case has power.
2. Open the charging case. The earbuds will automatically enter pairing mode.
3. On your smartphone, laptop, desktop, or tablet, navigate to the Bluetooth settings.
4. Select "Creative Outlier Air V2" from the list of available devices.
5. Once connected, you will hear an audio prompt, and the LED indicators on the earbuds will change.



BLUETOOTH 5.0, APT X AND AAC

For smooth, uninterrupted audio streaming with rich, enhanced sound quality

Image: Creative Outlier Air V2 earbuds positioned near a smartphone, emphasizing their compatibility with Bluetooth 5.0, aptX, and AAC audio codecs for high-quality streaming.

3. Fitting the Earbuds

For optimal sound quality and comfort, select the correct size of silicone ear tips. The package includes Small (S), Medium (M), and Large (L) sizes. Gently insert the earbuds into your ear canal and twist slightly to ensure a secure and comfortable fit. A proper seal is crucial for bass response and passive noise isolation.

OPERATING INSTRUCTIONS

The Creative Outlier Air V2 features intuitive touch controls on each earbud for easy management of audio playback, calls, and voice assistants.

UPGRADED WITH INTUITIVE TOUCH CONTROLS

React intuitively to your tap
commands to control your music
and calls effortlessly

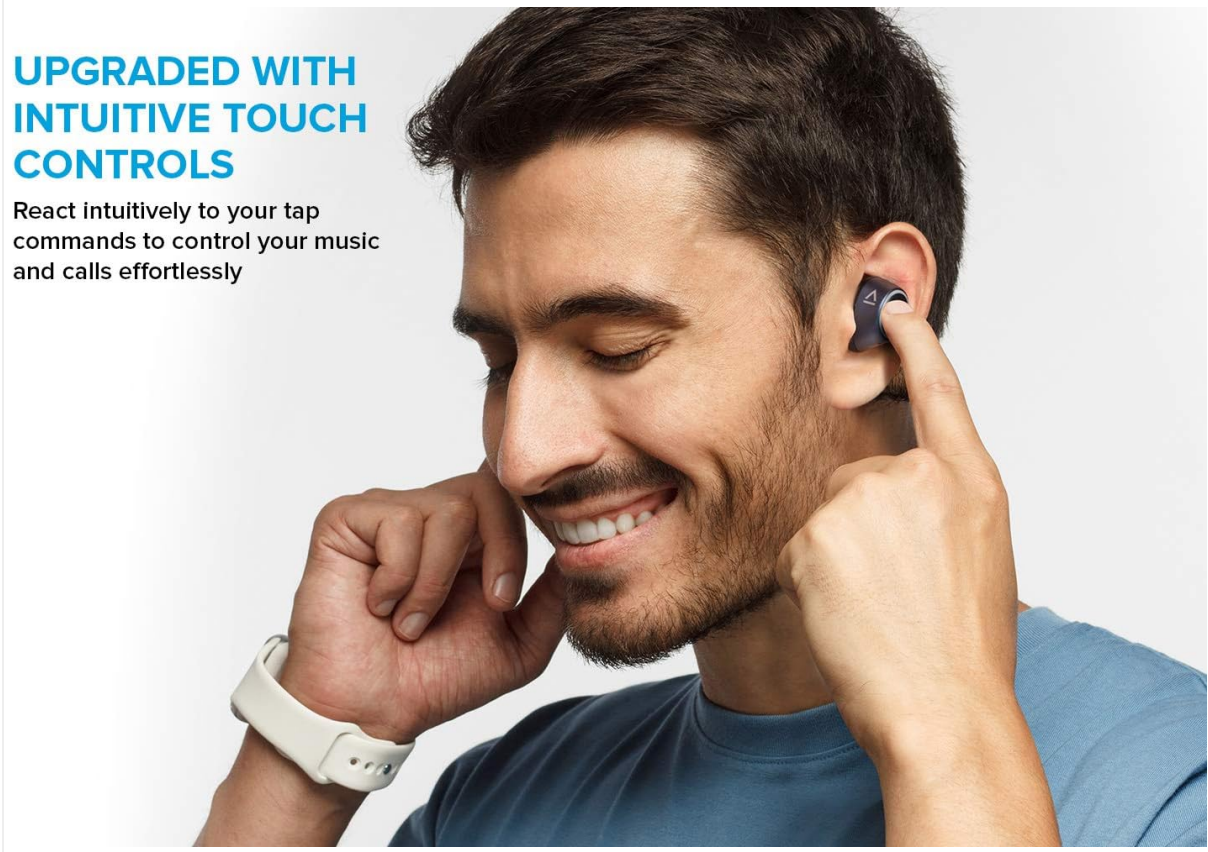


Image: A person demonstrating the touch controls on the Creative Outlier Air V2 earbuds, highlighting their intuitive operation.

UPGRADED WITH INTUITIVE TOUCH CONTROLS

React intuitively to your tap
commands to control your music
and calls effortlessly

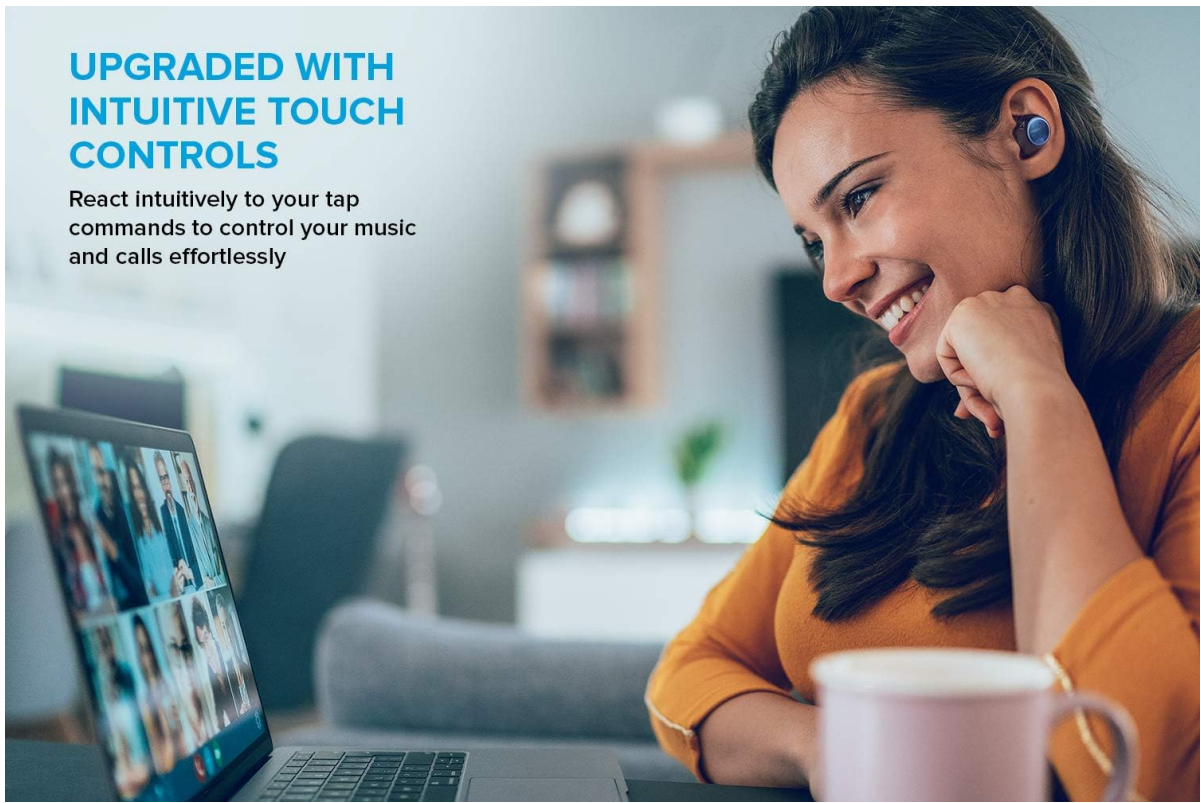


Image: A woman wearing Creative Outlier Air V2 earbuds while participating in a video conference on her laptop, demonstrating their use for communication.

Touch Controls Overview:

Action	Left Earbud	Right Earbud
Play/Pause	Single Tap	Single Tap

Action	Left Earbud	Right Earbud
Next Track	Double Tap	N/A
Previous Track	Triple Tap	N/A
Volume Up	N/A	Press and Hold
Volume Down	Press and Hold	N/A
Answer/End Call	Single Tap	Single Tap
Reject Call	Double Tap	Double Tap
Activate Voice Assistant	Triple Tap	Triple Tap

The Outlier Air V2 supports voice assistants like Siri and Google Assistant, allowing for hands-free control of your device.

KEY FEATURES

- **Intuitive Touch Controls:** Seamlessly manage music playback, calls, and voice assistants with simple taps.
- **Extended Battery Life:** Enjoy up to 12 hours of playtime on a single charge, with a total of 34 hours using the portable charging case.
- **High-Quality Audio:** Equipped with 5.6mm Graphene-coated driver diaphragms for detailed and immersive sound. Supports Qualcomm aptX and AAC audio codecs for superior wireless audio streaming.
- **Clearer Communication:** Features a built-in microphone with Qualcomm cVc 8.0 technology for enhanced voice pickup during calls, reducing background noise.
- **Sweatproof Design:** Designed to withstand sweat and light splashes, making them suitable for workouts and outdoor activities.
- **Comfortable All-Day Wear:** Lightweight design with soft silicone ear tips in varying sizes ensures a secure and comfortable fit for extended periods.



Video: An official product video showcasing the key features of the Creative Outlier Air V2 True Wireless Earbuds, including touch controls, battery life, and audio quality.

MAINTENANCE

- **Cleaning:** Regularly clean the earbuds and charging case with a soft, dry cloth. For ear tips, remove them and clean with mild soap and water, then dry thoroughly before reattaching. Ensure charging pins on earbuds and case are clean to prevent charging issues.
- **Storage:** When not in use, store the earbuds in their charging case to protect them and keep them charged. Avoid extreme temperatures and direct sunlight.
- **Water Resistance:** The earbuds are sweatproof and water-resistant. However, they are not waterproof. Do not submerge them in water or expose them to heavy rain. Dry them thoroughly if they get wet.

TROUBLESHOOTING

If you encounter issues with your Creative Outlier Air V2, please refer to the following common solutions:

- **Earbuds not pairing:** Ensure both earbuds are fully charged. Place them back in the case, close it, wait a few seconds, then open it again to re-initiate pairing mode. Check your device's Bluetooth settings and try

forgetting the device and re-pairing.






- **No sound from one earbud:** Ensure both earbuds are charged. Try placing them back in the case and taking them out again. If the issue persists, perform a factory reset (refer to the full user guide for specific instructions).
- **Charging issues:** Clean the charging contacts on both the earbuds and inside the charging case with a dry cotton swab. Ensure the USB-C cable is securely connected to both the case and the power source.
- **Touch controls unresponsive:** Ensure your fingers are clean and dry. Sometimes a simple restart (placing earbuds in case and taking them out) can resolve minor glitches.
- **Poor call quality:** Ensure the earbuds are properly seated in your ears. The Qualcomm cVc 8.0 technology helps with voice pickup, but environmental noise can still affect clarity.

SPECIFICATIONS

Feature	Detail
Model Name	EF0900
Connectivity Technology	Wireless (Bluetooth 5.0)
Bluetooth Range	Up to 10 meters (33 feet)
Audio Driver Type	5.6mm Graphene-coated Dynamic Driver
Frequency Range	20 Hz - 20,000 Hz
Battery Life (Earbuds)	Up to 12 hours per charge
Total Playtime (with Charging Case)	Up to 34 hours
Control Method	Touch
Water Resistance Level	Water Resistant (Sweatproof)
Item Weight	2.24 ounces (total)
Product Dimensions	3.2 x 1.7 x 1 inches (charging case)
Compatible Devices	Cellphones, Laptops, Desktops, Tablets

WARRANTY AND SUPPORT

For detailed warranty information and technical support, please refer to the official Creative website or the full User Guide PDF provided with your product. You can also download the full User Guide [here](#).
For further assistance, please contact Creative customer support through their official channels.

	<p>Creative Outlier Gold True Wireless Sweatproof In-Ear Headphones - User Manual & Specifications</p> <p>Comprehensive guide for Creative Outlier Gold true wireless sweatproof in-ear headphones, covering setup, Bluetooth pairing, controls, technical specifications, and troubleshooting tips for connection issues.</p>
	<p>Creative Outlier Air / Air Sports True Wireless Earbuds: User Manual & Specifications</p> <p>Comprehensive guide for Creative Outlier Air and Outlier Air Sports true wireless earbuds, covering setup, controls, technical specifications, and troubleshooting. Learn how to pair, charge, and optimize your listening experience.</p>
	<p>Creative Outlier Air V3 True Wireless Earbuds: Quick Start Guide & Specifications</p> <p>Get started with your Creative Outlier Air V3 true wireless earbuds. This guide covers setup, controls, features, troubleshooting, technical specifications, and warranty information.</p>
	<p>Creative Outlier Pro True Wireless Earbuds Quick Start Guide and Specifications</p> <p>Get started with your Creative Outlier Pro True Wireless Earbuds. This guide covers setup, controls, charging, technical specifications, app integration, and troubleshooting common connectivity issues.</p>
	<p>Creative Outlier Air V3 Quick Start Guide and Technical Specifications</p> <p>Comprehensive guide for Creative Outlier Air V3 True Wireless Stereo Earbuds, covering setup, controls, troubleshooting, technical specifications, and warranty information.</p>

Creative Outlier Free Wireless Bone Conduction Headphones - Quick Start Guide

Concise guide to setting up and using Creative Outlier Free wireless bone conduction headphones with Bluetooth 5.3. Includes controls, pairing, LED indicators, and technical specifications.