

[manuals.plus](#) /

› [Skullcandy](#) /

› [Skullcandy Push Ultra True Wireless In-Ear Earbud Instruction Manual](#)

Skullcandy Push Ultra

Skullcandy Push Ultra True Wireless In-Ear Earbud Instruction Manual

Model: Push Ultra

1. INTRODUCTION

The Skullcandy Push Ultra True Wireless In-Ear Earbuds are designed for active lifestyles, offering a secure fit, robust durability, and extended battery life. These earbuds provide a seamless audio experience with features tailored for convenience and performance.



Image 1.1: Skullcandy Push Ultra Earbuds and Charging Case.

2. WHAT'S IN THE BOX

Your Skullcandy Push Ultra package includes the following items:

- Skullcandy Push Ultra True Wireless Earbuds
- Wireless Charging Case
- USB-C Charging Cable

- User Guide and Quick Start Information



*INCLUDED CONTENTS (ELECTRIC YELLOW COLORWAY SHOWN)

Image 2.1: Contents of the Skullcandy Push Ultra package.

3. SETUP

3.1 Charging Your Earbuds and Case

Before first use, ensure both your earbuds and charging case are fully charged. The Push Ultra offers a total of 42 hours of battery life with rapid charge capability.

- **To Charge Earbuds:** Place the earbuds into the charging case. The LED indicators on the earbuds will show charging status.
- **To Charge Case:** Connect the provided USB-C charging cable to the port on the case and to a power source. The LED indicators on the case will illuminate to show charging progress. The case also supports wireless charging.

3.2 Bluetooth Pairing

To pair your Skullcandy Push Ultra earbuds with your device:

1. Remove both earbuds from the charging case. They will automatically enter pairing mode.

2. On your device (smartphone, tablet, etc.), go to Bluetooth settings.
3. Select "Push Ultra" from the list of available devices.
4. Once connected, you will hear an audible confirmation.

Push Ultra



**40 HOURS
TOTAL BATTERY
+ RAPID CHARGE**



**MOLDABLE HOOKS
+ STAY-AWARE
BUDS**



**IP67 SWEAT AND
WATERPROOF**



Image 3.1: Earbuds in charging case, ready for pairing.

4. OPERATING

4.1 Controls

The Push Ultra earbuds feature intuitive media controls. Refer to the included Quick Start Guide for detailed touch/button commands for functions such as play/pause, track skip, volume adjustment, and activating your device's voice assistant.

4.2 Key Features

- **Moldable Hooks + Stay-Aware Buds:** Designed for a secure and comfortable fit during physical activity. The Stay-Aware feature allows ambient sound to pass through, keeping you aware of your surroundings.

- **IP67 Sweat and Waterproof:** These earbuds are built to withstand sweat and water, making them ideal for workouts and outdoor activities.
- **Built-In Tile Technology:** Never lose your earbuds again. Use the Tile app on your smartphone to locate your Push Ultra earbuds if they are misplaced.



Image 4.1: Secure fit of the Push Ultra earbud.

Video 4.1: Comparison of Skullcandy Push Active vs Push Ultra, highlighting features and design.

5. MAINTENANCE

To ensure the longevity and optimal performance of your Skullcandy Push Ultra earbuds:

- **Cleaning:** Regularly wipe your earbuds and charging case with a soft, dry cloth. Avoid using harsh chemicals or abrasive materials.
- **Water Resistance:** While IP67 rated for sweat and water, avoid prolonged submersion in water. Ensure earbuds are dry before placing them back in the charging case to prevent damage.

- **Storage:** Store your earbuds in their charging case when not in use to protect them and keep them charged.

6. TROUBLESHOOTING

If you encounter issues with your Skullcandy Push Ultra earbuds, try the following:

- **No Power:** Ensure the earbuds and charging case are fully charged.
- **Pairing Issues:** Turn off Bluetooth on your device, then turn it back on. Remove "Push Ultra" from your device's paired list and attempt to re-pair.
- **Sound Quality:** Ensure earbuds are properly seated in your ears. Check your device's volume settings.
- **Reset:** Refer to the full user guide for instructions on how to perform a factory reset if problems persist.

7. SPECIFICATIONS







Feature	Specification
Model Name	Push Ultra
Connectivity Technology	Wireless
Wireless Communication Technology	Bluetooth
Noise Control	Sound Isolation
Control Type	Media Control
Water Resistance Level	IP67 Sweat and Waterproof
Battery Life	Up to 42 Hours Total (with charging case)
Special Features	Moldable Hooks, Stay-Aware Buds, Built-In Tile Technology, Rapid Charge
Item Weight	0.005 ounces
Product Dimensions	7.28 x 5.39 x 1.97 inches

8. WARRANTY AND SUPPORT

For warranty information and customer support, please refer to the official Skullcandy website or the documentation included in your product packaging. This product is offered as a renewed item, professionally inspected and tested to work and look like new. Renewed products are eligible for replacement or refund under the Amazon Renewed Guarantee if not satisfied with the purchase.

© 2023 Skullcandy. All rights reserved.

Related Documents - Push Ultra

	<p>Skullcandy Push Active Series User Guide: Features, Operation, and Troubleshooting</p> <p>Comprehensive user guide for the Skullcandy Push Active Series wireless earbuds, covering pairing, controls, voice commands, charging, troubleshooting, and warranty information.</p>
	<p>Skullcandy Jib True 2 Series: User Guide and Features</p> <p>Comprehensive user guide for Skullcandy Jib True 2 true wireless earbuds. Learn about pairing, controls, charging, voice assistant, Tile integration, and troubleshooting.</p>
	<p>Skullcandy Push Active True Wireless Earbuds User Guide</p> <p>User guide for Skullcandy Push Active True Wireless Earbuds (Model MPR2OL), covering setup, pairing, controls, charging, and compliance information.</p>
	<p>Skullcandy Mod Series S2FYW True Wireless Earbuds User Manual</p> <p>User manual for Skullcandy Mod Series S2FYW true wireless earbuds, covering setup, operation, charging, troubleshooting, compliance, and warranty information.</p>
	<p>Skullcandy INDY™ EVO User Guide: Troubleshooting, Features, and FAQs</p> <p>A comprehensive user guide for Skullcandy INDY™ EVO wireless earbuds, detailing troubleshooting steps for pairing issues, solo mode usage, charging problems, Tile activation and location, battery information, new features, connection details, and general questions.</p>
	<p>Skullcandy PUSH ACTIVE Earbuds: Setup, Pairing, Controls, and Features Guide</p> <p>Comprehensive guide for Skullcandy PUSH ACTIVE earbuds, covering initial setup, pairing, default controls, Skull-iQ features, voice commands, custom button actions, EQ modes, charging, troubleshooting, and Tile™ finding technology.</p>