

Ultimate Speed Universal Car Seat Cover

ULTIMATE SPEED Universal Car Seat Cover with Extra Padding

Instruction Manual

1. INTRODUCTION

This manual provides essential information for the proper installation, use, and maintenance of your ULTIMATE SPEED Universal Car Seat Cover with Extra Padding. Designed for enhanced seating comfort and protection, this seat cover is compatible with seats featuring side airbags and offers a universal fit for high-back seats. Please read these instructions carefully before installation.

2. PRODUCT OVERVIEW

The ULTIMATE SPEED Universal Car Seat Cover is designed to protect your original car upholstery from dirt and wear while providing additional comfort. It features a high backrest and is made from durable, light-resistant materials.

Key Features:

- **Enhanced Seating Comfort:** Integrated extra padding for a more comfortable ride.
- **Airbag Compatibility:** Suitable for seats equipped with side airbags.
- **Universal Fit:** Designed for high-back seats.
- **Protection:** Shields original upholstery from dirt and wear.
- **Easy Attachment:** Secures with elastic loops.
- **Durable Material:** Color-fast and light-resistant.



Figure 2.1: Front view of the ULTIMATE SPEED Universal Car Seat Cover. This image displays the overall shape and design of the seat cover, highlighting the grey mesh accents and the main black fabric.



Figure 2.2: Back view of the ULTIMATE SPEED Universal Car Seat Cover. This image shows the reverse side of the seat cover, illustrating the full coverage for the seat back and base.

3. SETUP AND INSTALLATION

Follow these steps to correctly install your universal car seat cover:

1. **Prepare the Seat:** Ensure the car seat is clean and free from debris.
2. **Position the Cover:** Place the seat cover over the car seat, aligning the backrest and seat base sections. Ensure the high backrest of the cover fully covers the car seat's backrest.
3. **Secure with Elastic Loops:** Locate the elastic loops on the seat cover. Thread these loops under the car seat and connect them to secure the cover firmly in place. Ensure a snug fit to prevent shifting during use.
4. **Check Airbag Compatibility:** If your vehicle has side airbags, ensure the seat cover is installed correctly and does not obstruct the airbag deployment areas. The design of this cover is intended to be compatible with side airbags.
5. **Adjust for Fit:** Smooth out any wrinkles and adjust the cover to achieve a neat and secure fit on your car seat.



Figure 3.1: ULTIMATE SPEED Universal Car Seat Cover installed on a car seat. This image demonstrates how the seat cover appears when properly fitted onto a vehicle's seat, showcasing its universal design and aesthetic.

4. OPERATING AND USAGE

Once installed, the ULTIMATE SPEED Universal Car Seat Cover provides immediate comfort and protection. No specific operational steps are required beyond proper installation. The cover is designed for continuous use to maintain the cleanliness and integrity of your vehicle's original seating.

5. MAINTENANCE

To ensure the longevity and appearance of your seat cover, follow these maintenance guidelines:

- ## 6. TROUBLESHOOTING

- **Cover Does Not Fit Snugly:** Re-check the elastic loops and ensure they are securely fastened under the seat. Adjust the cover to remove any slack.
- **Stains or Dirt:** Refer to the 'Maintenance' section for proper cleaning instructions. Address stains promptly for best results.
- **Discomfort:** Ensure the cover is correctly aligned with the car seat's contours. The extra padding is designed to enhance comfort.

7. SPECIFICATIONS






Material (Seat)	100% Polyester
Material (Back)	100% Polypropylene
Dimensions (approx.)	103 cm x 45 cm (Length x Width)
Weight (approx.)	375 g
Color	Grey
Compatibility	Universal fit for high-back seats, compatible with side airbags

8. WARRANTY AND SUPPORT

Related Documents - Universal Car Seat Cover



This comprehensive user manual for the ULTIMATE SPEED Full Car Cover provides essential information on product features, intended use, technical specifications, fitting instructions, maintenance, disposal, and warranty. It is designed for private use to protect vehicles from environmental elements. Available in multiple languages.

	<p>ULTIMATE SPEED Car Seat Covers - Installation and Safety Guide</p> <p>Comprehensive guide for ULTIMATE SPEED car seat covers, detailing installation steps, safety advice, care instructions, and warranty information. Ensure proper fit and safety for your vehicle.</p>
 IAN 450985_2401 6	<p>ULTIMATE SPEED Full Car Cover User Manual and Guide</p> <p>Comprehensive user manual for the ULTIMATE SPEED Full Car Cover. Learn about fitting, maintenance, warnings, and warranty for models HG10071A, HG10071B, HG10071C, HG10071D. Protect your vehicle effectively.</p>
 IAN 482993_2410 8	<p>Ultimate Speed Vollgarage: Bedienungsanleitung und Informationen</p> <p>Finden Sie detaillierte Anleitungen, Spezifikationen und Garantieinformationen für die Ultimate Speed Vollgarage (Modelle HG10071A-D). Schützen Sie Ihr Fahrzeug effektiv.</p>
 IAN 482993_2410 1	<p>Ultimate Speed Auto-Vollgarage Bedienungsanleitung & Anweisungen</p> <p>Umfassende Bedienungsanleitung für die Ultimate Speed Auto-Vollgarage (Autoplane). Enthält Informationen zu Installation, Verwendung, Wartung, Garantie und Service für die Modelle HG10071A/B/C/D.</p>
 IAN 449620_2310	<p>ULTIMATE SPEED UPK 10 H5 Power Bank with Compressor: User Manual and Safety Guide</p> <p>Comprehensive user manual and safety guide for the ULTIMATE SPEED UPK 10 H5 Power Bank with Compressor. Learn about its features, operation, safety precautions, and technical specifications.</p>