

manuals.plus /

- › [Nutale](#) /
- › [Nutale Findthing Smart Tag Instruction Manual](#)

Nutale Nutale Findthing

Nutale Findthing Smart Tag Instruction Manual

MODEL: NUTALE FINDTHING



1. Introduction

The Nutale Findthing Smart Tag is a versatile Bluetooth tracker designed to help you locate your valuable items quickly and efficiently. Compatible with both iOS and Android devices, this smart tag connects to your smartphone via the Findthing App, allowing you to easily find misplaced keys, wallets, bags, and more with a simple tap.




Image: The Nutale Findthing Smart Tag, a compact square device, shown with an attached keychain. Four additional tags are visible below it, highlighting the 4-pack offering.

2. Key Features

- **Key Finder with App:** Connects via Bluetooth to the Findthing App (free) on iOS and Android devices. Compact size: 1.5in x 1.5in x 0.28in. Ideal for keys, wallets, remotes, glasses, phones, dog collars, and other easily lost items.
- **One Touch Find:** Activate a loud ring from the tag by tapping "CALL" in the app to quickly locate misplaced items.
- **Long Battery Life:** Powered by a CR2032 battery, providing up to 12 months of standby time.
- **Easy Setup:** Simple pairing process: Power on, download Findthing App, add device, and tap "Call" to test.
- **Location History:** View the last known location of your tag on a map within the app.
- **Share Device Management:** Share access to your tags with family or friends through the app.

38MM



38MM

Thickness: 7MM

Image: A visual representation of the Nutale Findthing Smart Tag's key features, including its compact size, app compatibility, and various applications for tracking personal items.

3. Getting Started

3.1 Package Contents

- 4 x Nutale Findthing Smart Tags
- 4 x Keychains
- Double-sided adhesive (for attaching to flat surfaces)
- Quick Start Guide

3.2 App Installation

Search for and download the "Findthing" app from your device's app store (Apple App Store for iOS or Google Play Store for Android).



Image: Icons for downloading the "Findthing" app from the Apple App Store and Google Play Store, alongside a smartphone displaying the app interface.

3.3 Device Pairing

1. **Power On:** Long press the button on the Smart Tag for 5 seconds until you hear a sound, indicating it has powered on.
2. **Open App:** Launch the "Findthing" app on your smartphone.
3. **Add Device:** Tap the "+" icon within the app to add a new device.
4. **Select Category:** Choose a category for your device (e.g., Key, Wallet, Laptop).
5. **Confirm:** Tap "Done" to complete the pairing process.
6. **Test:** Tap "Call" in the app to make your device ring and confirm successful pairing.

Your browser does not support the video tag.

Video: This video demonstrates the unboxing and initial pairing process of the Nutale Findthing Smart Tag with the mobile application, showing how to connect the device and assign it to a category.




Image: A smartphone screen displaying the Findthing app interface, showing a list of connected smart tags for various items like suitcases, keys, wallets, bags, and laptops, along with their online status and distance.

4. Operation

4.1 One-Touch Find

To quickly locate a misplaced item, open the Findthing App and tap the "CALL" button next to the corresponding device. The Smart Tag will emit a loud sound, guiding you to its location.

Your browser does not support the video tag.

Video: This video demonstrates how to use the Nutale Findthing Smart Tag to locate various items such as keys, wallets, and remote controls by activating the tag's sound through the app.




Image: A central Nutale Findthing Smart Tag surrounded by various items it can track, including a wallet, notes, keys, toys, bags, and remote controls, illustrating its versatility.

4.2 Location Tracking

The app records the last known location of your Smart Tag. If your item is out of Bluetooth range, you can view its last recorded position on a map within the app to help narrow down your search area.

Nutale smart tag for Luggage, Key Satchel



Image: A smartphone screen displaying a map with a pin indicating the location of a Nutale Findthing Smart Tag, demonstrating its location tracking capability.

4.3 Sharing

You can share access to your Smart Tags with other users through the Findthing App. This allows multiple family members or friends to track the same item, which is useful for shared belongings like car keys or pet collars.

4.4 Range

The Nutale Findthing Smart Tag offers a maximum indoor range of 30 meters (approximately 98 feet) and a maximum outdoor range of 50 meters (approximately 164 feet), allowing for effective tracking in various environments.



Image: A graphic illustrating the indoor and outdoor range capabilities of the Nutale Findthing Smart Tag, showing a maximum indoor range of 30m and an outdoor range of 50m.

5. Maintenance

5.1 Battery Replacement

The Nutale Findthing Smart Tag uses a standard CR2032 coin cell battery, which typically lasts for up to 12 months. To replace the battery:

1. Gently pry open the casing of the Smart Tag.
2. Remove the old CR2032 battery.
3. Insert a new CR2032 battery with the positive (+) side facing up.
4. Close the casing securely.

Your browser does not support the video tag.

Video: This video illustrates the process of replacing the CR2032 battery in the Nutale Findthing Smart Tag, showing the easy open mechanism and battery insertion.

Ensure proper disposal of old batteries according to local regulations.

6. Troubleshooting

Issue	Possible Cause	Solution
Device not connecting/offline	Bluetooth is off; App permissions denied; Low battery.	Ensure Bluetooth is enabled on your phone. Check app permissions for Bluetooth and location access. Replace the CR2032 battery.
Ringing sound is too low or intermittent	Obstruction covering the speaker; Low battery; Device out of range.	Ensure the tag's speaker is not covered. Replace the battery. Move closer to the tag to bring it within Bluetooth range.
Inaccurate location history	App location permissions denied; GPS signal interference.	Grant precise location permissions to the Findthing App. Ensure your phone has a clear GPS signal when updating location.
Device unresponsive	Battery depleted; Firmware issue.	Replace the battery. If the issue persists, try resetting the device (refer to app for specific reset instructions) or contact customer support.

7. Product Specifications

Feature	Detail
Product Dimensions	1.5 x 1.5 x 0.28 inches
Item Weight	2.72 ounces (for the 4-pack)
Item Model Number	Nutale Findthing
Batteries	1 CR2032 battery required per tag (included)
Connectivity Technologies	Bluetooth
Color	Coffee (Dark Grey)
Manufacturer	Nutale
Material	Plastic





8. Warranty and Support

Nutale is dedicated to providing premium products and offers life-time technical support for the Findthing Smart Tag. For any questions or assistance, please refer to the contact information provided in your product packaging or visit the official Nutale Store on Amazon:

[Visit the Nutale Store](#)



Related Documents - Nutale Findthing

	<p>Nutale Findmy Wireless Locator: Setup, Pairing & Usage Guide</p> <p>Get detailed instructions for the Nutale Findmy wireless locator. Learn setup, pairing with Apple's Find My app, using 'Play Sound' and 'Lost Mode', and understanding device status. FCC compliant.</p>
	<p>Nutale Findmy Product Instruction Manual</p> <p>Comprehensive user guide for the Nutale Findmy Product, detailing setup, operation, and troubleshooting for this Apple Find My network compatible Bluetooth tracker. Includes FCC compliance information.</p>
<p>Інструкція</p> 	<p>Nut Air: Посібник користувача, налаштування та функції трекера</p> <p>Детальний посібник користувача для Bluetooth-трекера Nut Air. Дізнайтеся, як налаштувати, використовувати, знайти втрачені речі за допомогою Apple Find My, замінити батарею та ознайомтеся з нормативною інформацією. Включає інструкції та FAQ.</p>
	<p>Microwoo Smart Finder MWFD05A User Manual</p> <p>User manual for the Microwoo Smart Finder MWFD05A, detailing setup and operation with Apple Find My and Android Findthing apps, including regulatory and safety information.</p>