

FINTIE EPAN006

FINTIE Protective Case for iPad Air 11-inch M3/M2 and iPad Air 5th/4th Generation 10.9 Inch - Instruction Manual

Model: EPAN006

1. PRODUCT OVERVIEW

This FINTIE protective case is designed to safeguard your iPad Air while enhancing its functionality. It features a durable exterior, a soft interior, and multiple viewing angles, along with convenient storage options.



Image 1: FINTIE Protective Case for iPad Air (Blossom)

2. COMPATIBILITY

This case is exclusively designed for the following iPad Air models:

- iPad Air 11-inch (M3) 2025 (Models: A3266 / A3267 / A3270)
- iPad Air 11-inch (M2) 2024 (Models: A2902 / A2903 / A2904)
- iPad Air 5th Generation 10.9 Inch 2022 (Models: A2588 / A2589 / A2591)
- iPad Air 4th Generation 10.9 Inch 2020 (Models: A2072 / A2316 / A2324 / A2325)

Note: This case is not compatible with any other iPad models. Please verify your iPad model number before installation.



ATTENTION

ONLY for these models:



iPad Air 11-inch

(M3) 2025 : A3266, A3267, A3270

(M2) 2024 : A2902, A2903, A2904



iPad Air 10.9 inch

(5th Gen) 2022 : A2588, A2589, A2591

(4th Gen) 2020 : A2072, A2316, A2324, A2325

HOW to find your Model Number?

1. Open Settings > General > About
2. Tap the M part number to reveal the A model number.

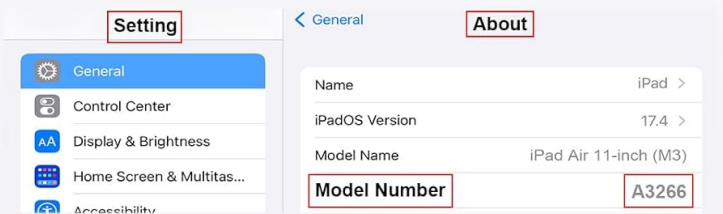


Image 2: iPad Model Compatibility Guide

3. FEATURES

- **Premium Materials:** Constructed from a premium synthetic leather exterior and a soft microfiber interior for a snug fit, durability, and protection.
- **Auto Sleep/Wake Function:** A built-in magnetic strip automatically puts your iPad to sleep when the cover is closed and wakes it up when opened.
- **Multi-Angle Viewing:** The case allows for adjustment to multiple secure viewing angles for comfortable use.
- **Integrated Pencil Holder:** Securely carries and protects your Apple Pencil Pro or Apple Pencil 2nd Generation. A dedicated hole behind the holder facilitates easy removal of the pencil.
- **Pencil Charging Support:** Seamlessly supports magnetic and wireless charging of the Apple Pencil Pro / 2nd Gen when the case is on.
- **Document Card Pocket:** A convenient pocket is included for storing business cards, bank cards, notes, or bills.
- **Elastic Band Closure:** An elastic band wraps around the front cover to hold the tablet closed securely when not in use.

4. SETUP AND INSTALLATION

1. Ensure your iPad Air model is compatible with this case (refer to Section 2).
2. Align your iPad with the hard shell back cover of the case.
3. Gently press your iPad into the case, ensuring all corners and edges are securely clipped into place.
The case is designed for easy clip-on application.
4. Verify that all ports, buttons, and the camera cutout are correctly aligned and accessible.



Image 3: iPad securely installed in the FINTIE case.

5. OPERATING INSTRUCTIONS

5.1 Auto Sleep/Wake Function

The case features a magnetic strip that automatically activates your iPad's sleep/wake function. Simply close the cover to put your iPad to sleep and open it to wake it up.

Auto Sleep / Wake

Wake on open. Sleep on close.



Image 4: Auto Sleep/Wake Feature

5.2 Multi-Angle Viewing Stand

To use the multi-angle viewing stand:

1. Open the front cover of the case.
2. Fold the cover back to form a triangular stand.
3. Place the edge of your iPad into one of the anti-slip stripes on the inner cover to achieve your desired viewing angle.

Support Apple Pencil Pro



Magically attach & Wirelessly charge.



Image 5: Multi-Angle Viewing Setup

5.3 Apple Pencil Holder and Charging

The built-in pencil holder is located on the side of the case. Insert your Apple Pencil into this slot for secure storage. The design allows for magnetic attachment and wireless charging of compatible Apple Pencils while stored.

Touch ID Securely Unlock Your iPad



All buttons and ports are exposed for smooth control.



Image 6: Built-in Apple Pencil Holder

5.4 Document Card Pocket

A large pocket is integrated into the front cover for convenient storage of small documents, cards, or cash.

Built-in Apple Pencil Holder



Press your pencil through the small slot to push it out.



Image 7: Document Card Pocket

5.5 Elastic Band

An elastic band is provided on the back of the case. Wrap this band around the front cover to keep the case securely closed when your iPad is not in use, offering additional protection during transport.



Large Pocket



Accommodate necessary cards, cash, paper documents, etc.

Image 8: Elastic Band Closure

6. MAINTENANCE

To maintain the appearance and longevity of your FINTIE protective case:

- Wipe the exterior with a soft, damp cloth to remove dust and smudges.
- Avoid using harsh chemicals or abrasive cleaners, as these may damage the material.
- Keep the case away from extreme temperatures and direct sunlight to prevent discoloration or material degradation.

7. TROUBLESHOOTING

- **iPad does not fit:** Double-check the model number of your iPad Air against the compatibility list in Section 2. This case is designed for specific models and will not fit others.
- **Auto Sleep/Wake not working:** Ensure your iPad is correctly seated in the case and that the magnetic strip on the cover aligns properly with your iPad's sensors. Check your iPad settings to ensure 'Lock/Unlock' is enabled under 'Display & Brightness'.
- **Pencil not charging:** Confirm your Apple Pencil is compatible with your iPad Air model and that it is placed correctly in the holder for magnetic attachment and wireless charging.

8. SPECIFICATIONS

Product Dimensions	10.04 x 7.68 x 0.63 inches
Item Weight	8 ounces
Item Model Number	EPAN006
Color	Blossom
Manufacturer	FINTIE
Compatible Devices	iPad Air 11-inch M3 (2025) / M2 (2024), iPad Air 5th / 4th Generation (2022/2020) 10.9 Inch Tablet
Special Features	Adjustable Stand, Card Slots, Multi-Angle Viewing, Stylus Holder
Shell Type	Hard


9. WHAT'S IN THE BOX






- 1 x FINTIE Protective Case

10. WARRANTY AND SUPPORT

For warranty information, product support, or any inquiries regarding your FINTIE protective case, please refer to the official FINTIE website or contact their customer service directly. Contact details are typically available on the product packaging or the manufacturer's website.

Related Documents - EPAN006

<div><div>7-Color Backlit Wireless Keyboard with Detachable Back Case for iPad 11 Inch</div><div>User Manual</div><div></div></div>	<p>Fintie 7-Color Backlit Wireless Keyboard for iPad 11 Inch User Manual</p> <p>User manual for the Fintie 7-Color Backlit Wireless Keyboard with Detachable Back Case for iPad 11 Inch, covering pairing, backlight control, charging, specifications, touchpad functions, troubleshooting, safety, warranty, and regulatory compliance.</p>
--	---

 <p>The image shows the cover of the user manual for the Fintie Wireless Keyboard for Fire HD 10 with Detachable Case. It features the Fintie logo, the Amazon logo, and a picture of the keyboard attached to a tablet. The text on the cover includes 'FINTIE', 'amazon', 'Wireless Keyboard for Fire HD 10 with Detachable Case', 'User Manual', and a Bluetooth icon.</p>	<p>Fintie Wireless Keyboard for Fire HD 10 with Detachable Case User Manual</p> <p>User manual for the Fintie Wireless Keyboard for Fire HD 10 with Detachable Case, covering installation, removal, pairing, charging, specifications, and troubleshooting.</p>
 <p>The image shows the cover of the user manual for the Fintie EB028 Ultrathin Wireless Bluetooth Keyboard. It features a grid of small images showing the keyboard in various settings. The text on the cover includes 'FINTIE', 'EB028', 'Ultrathin Wireless Bluetooth Keyboard', and 'User Manual'.</p>	<p>Fintie EB028 Ultrathin Wireless Bluetooth Keyboard User Manual</p> <p>Comprehensive user manual for the Fintie EB028 Ultrathin Wireless Bluetooth Keyboard, covering setup, pairing, specifications, troubleshooting, and safety guidelines.</p>
 <p>The image shows the cover of the user manual for the Fintie Wireless Bluetooth Keyboard (Model EB220). It features a grid of small images showing the keyboard in various settings. The text on the cover includes 'FINTIE', 'EB220', 'Wireless Bluetooth Keyboard', and 'User Manual'.</p>	<p>Fintie Wireless Keyboard User Manual - Setup, Features, and Troubleshooting</p> <p>Comprehensive user manual for the Fintie Wireless Bluetooth Keyboard (Model EB220). Learn about pairing, charging, product overview, keys, troubleshooting, specifications, warranty, and recycling information.</p>
 <p>The image shows the cover of the user manual for the Fintie Wireless Keyboard. It features a grid of small images showing the keyboard in various settings. The text on the cover includes 'FINTIE', 'Wireless Keyboard', and 'User Manual'.</p>	<p>Fintie Wireless Keyboard User Manual</p> <p>User manual for the Fintie Wireless Keyboard, covering pairing, charging, specifications, troubleshooting, and warranty information.</p>
 <p>The image shows the cover of the user manual for the Fintie Wireless Keyboard. It features a grid of small images showing the keyboard in various settings. The text on the cover includes 'FINTIE', 'Wireless Keyboard', and 'User Manual'.</p>	<p>Fintie Wireless Keyboard User Manual</p> <p>User manual for the Fintie Wireless Keyboard, covering pairing, sleep mode, charging, specifications, keys and functions, troubleshooting, safety tips, and FCC/IC compliance.</p>