

Insta360 PGYTECH

Insta360 Suction Cup Mount Instruction Manual

Compatible with ONER, ONEX, ONE, and other action cameras

1. PRODUCT OVERVIEW

The Insta360 Suction Cup Mount is designed for securely attaching your Insta360 camera to smooth, flat surfaces, such as car windows or body panels. Its robust design and adjustable double ball mount allow for versatile camera positioning to capture a wide range of perspectives.

- **Designed for Versatility:** Ideal for mounting your Insta360 camera inside or on your vehicle.
- **Adjustable Double Ball Mount:** Provides maximum adjustability for achieving various camera angles.
- **Strong Suction Cup:** Ensures a firm and reliable attachment to smooth, flat surfaces.
- **Durable Construction:** Made from tough, high-strength aluminum alloy.
- **Compact and Portable:** Small, foldable design for easy storage and transport.



Figure 1: Front view of the Insta360 Suction Cup Mount. This image displays the mount's main components, including the suction cup base, the double ball arm, and the camera attachment point.

2. SETUP INSTRUCTIONS

1. **Prepare the Mounting Surface:** Ensure the surface where the suction cup will be attached is clean, dry, and smooth. Wipe away any dust, dirt, or moisture.
2. **Attach the Camera:** Secure your Insta360 camera to the mount's attachment point. Ensure it is firmly tightened.
3. **Position the Suction Cup:** Press the suction cup firmly against the prepared surface. Flip the lever on the suction cup base to create a vacuum seal, securing the mount in place.
4. **Verify Suction:** Gently tug on the mount to ensure it is securely attached before mounting your camera.



Figure 2: Top view of the suction cup base. This image highlights the lever mechanism used to activate the vacuum seal for secure attachment.

3. OPERATING INSTRUCTIONS

1. **Adjusting the Angle:** Loosen the central knob on the double ball mount to adjust the camera's angle. The double ball design allows for extensive flexibility in positioning.
2. **Securing the Angle:** Once the desired angle is achieved, tighten the central knob firmly to lock the mount in position.
3. **Recommended Usage:** For optimal performance and safety, ensure the mount is used on clean, non-porous, and flat surfaces. Avoid mounting on textured or curved surfaces.



Figure 3: Side view of the mount, illustrating the double ball joint for angle adjustments. The central knob is used to loosen and tighten the joints.



Figure 4: An Insta360 camera securely mounted on a car hood using the suction cup mount, demonstrating a typical outdoor application.

4. MAINTENANCE

- **Clean the Suction Cup:** Regularly clean the rubber suction cup with mild soap and water to remove any residue that could impair its grip. Allow it to air dry completely.
- **Inspect for Damage:** Periodically check the suction cup and the mount's components for any signs of wear, cracks, or damage. Replace if necessary.
- **Storage:** Store the mount in a clean, dry place away from direct sunlight and extreme temperatures to preserve the integrity of the rubber suction cup.

5. TROUBLESHOOTING

- **Poor Suction:** If the mount does not adhere properly, ensure the mounting surface is perfectly clean, dry, and smooth. Avoid porous or textured surfaces. Extreme temperatures can also affect suction; try to mount in moderate conditions.
- **Mount Feels Loose:** Re-tighten all adjustment knobs on the double ball mount. Ensure the suction cup lever is fully engaged.




6. SPECIFICATIONS




Feature	Detail
Product Dimensions	2.72 x 4.8 x 5.04 inches
Item Weight	7.4 ounces
Item Model Number	PGYTECH
Brand	Insta360
Color	Black
Compatible Devices	Cameras (Insta360 ONER, ONEX, ONE, etc.)
Mounting Type	Suction Cup

7. WARRANTY AND SUPPORT

For warranty information and technical support, please refer to the official Insta360 website or contact their customer service directly. Keep your proof of purchase for any warranty claims.
Visit the official Insta360 Store: [Insta360 Store](#)

Related Documents - PGYTECH

<div><div>Zestaw Insta360 X4 Bike Bundle</div><div>Instrukcja obsługi</div><div></div></div>	<div><div>Instrukcja obsługi Zestawu Insta360 X4 Bike Bundle</div><div>Szczegółowy przewodnik po Zestawie Insta360 X4 Bike Bundle, zawierający specyfikacje techniczne, instrukcje obsługi, funkcje, kompatybilność i wskazówki dotyczące konserwacji.</div></div>
<div><div></div><div>GPS Action Remote</div><div><div>User Manual • Uživatelský manuál • Упазельгі мануал • Җануарлар җануалы • Безопасност</div></div></div>	<div><div>Insta360 GPS Action Remote User Manual</div><div>Comprehensive user manual for the Insta360 GPS Action Remote, covering setup, operation, features, specifications, and warranty information. Learn how to pair, connect, and use the remote with your Insta360 camera for enhanced action photography and videography.</div></div>
<div><div></div><div>Tail Mount Kit</div><div><div>User Manual • Uživatelský manuál • Упазельгі мануал • Җануарлар җануалы • Безопасност</div></div></div>	<div><div>Insta360 Tail Mount Kit User Manual</div><div>User manual for the Insta360 Tail Mount Kit, providing instructions on installation, usage, and safety guidelines for mounting Insta360 cameras on bicycles.</div></div>

<div><div>Insta360 GO Ultra</div><div>User Manual</div><div></div></div>	<p>Insta360 GO Ultra User Manual: Features, Operation, and Maintenance</p> <p>Comprehensive user manual for the Insta360 GO Ultra action camera, covering product introduction, first use, basic operations, app connectivity, file transfer, maintenance, and waterproofing.</p>
<div><div>Insta360 X4</div><div>User Manual</div><div></div></div>	<p>Insta360 X4 User Manual: Setup, Features, and Operation Guide</p> <p>Explore the Insta360 X4 user manual for detailed setup, operation, maintenance, and advanced features of this 360-degree action camera. Learn about shooting modes, app connectivity, and best practices.</p>
<div><div>Insta360 X4</div><div>User Manual</div><div></div></div>	<p>Insta360 X4 User Manual: Comprehensive Guide to Features and Operation</p> <p>Detailed user manual for the Insta360 X4 360 camera, covering setup, basic use, shooting modes, app integration, file transfer, maintenance, and troubleshooting. Learn how to capture and edit stunning 8K 360 footage.</p>