

Qaba 350-079

Qaba Corner Kids Kitchen Playset

MODEL: 350-079

Instruction Manual

Introduction

This instruction manual provides important information for the assembly, operation, and maintenance of your Qaba Corner Kids Kitchen Playset, Model 350-079. This wooden pretend toy kitchen set is designed for children aged 3 years and up, offering a realistic play experience with features such as a drinking fountain, microwave, and fridge.

Please read this manual thoroughly before assembly and use to ensure safe and proper enjoyment of the product.

Safety Information

This product is made of pine and P2 level MDF board. While the manufacturer states "No Safety Warning" in general information, it is crucial to ensure all parts are securely assembled before use. Regularly inspect the playset for any loose components or damage that could pose a hazard to children. Adult supervision is recommended during play.

Choking Hazard: The playset includes small accessories. Keep these away from children under 3 years of age or those who still put objects in their mouths.

Package Contents

Verify that all components are present before beginning assembly. The Qaba Corner Kids Kitchen Playset includes the main kitchen unit and the following accessories:

- 1 x Knife
- 1 x Fork
- 2 x Spoons
- 1 x Saucepan
- 1 x Round Pot
- 2 x Seasoning Bottles

- 1 x Crab toy
- 1 x Onion toy
- 1 x Mushroom toy
- 1 x Shrimp toy
- 1 x Fish toy
- 1 x Broccoli toy



Figure 1: All included accessories.

Setup and Assembly

Assembly of the Qaba Corner Kids Kitchen Playset is required. Please follow the provided manufacturer's assembly instructions carefully. It is recommended to lay out all parts and hardware before starting. Some users have noted that instructions can be detailed, so careful attention is advised.

Battery Installation: The electronic water dispenser requires 2 AA batteries (not included). Ensure batteries are inserted with correct polarity as indicated in the battery compartment.



Figure 2: Assembled Qaba Corner Kids Kitchen Playset.

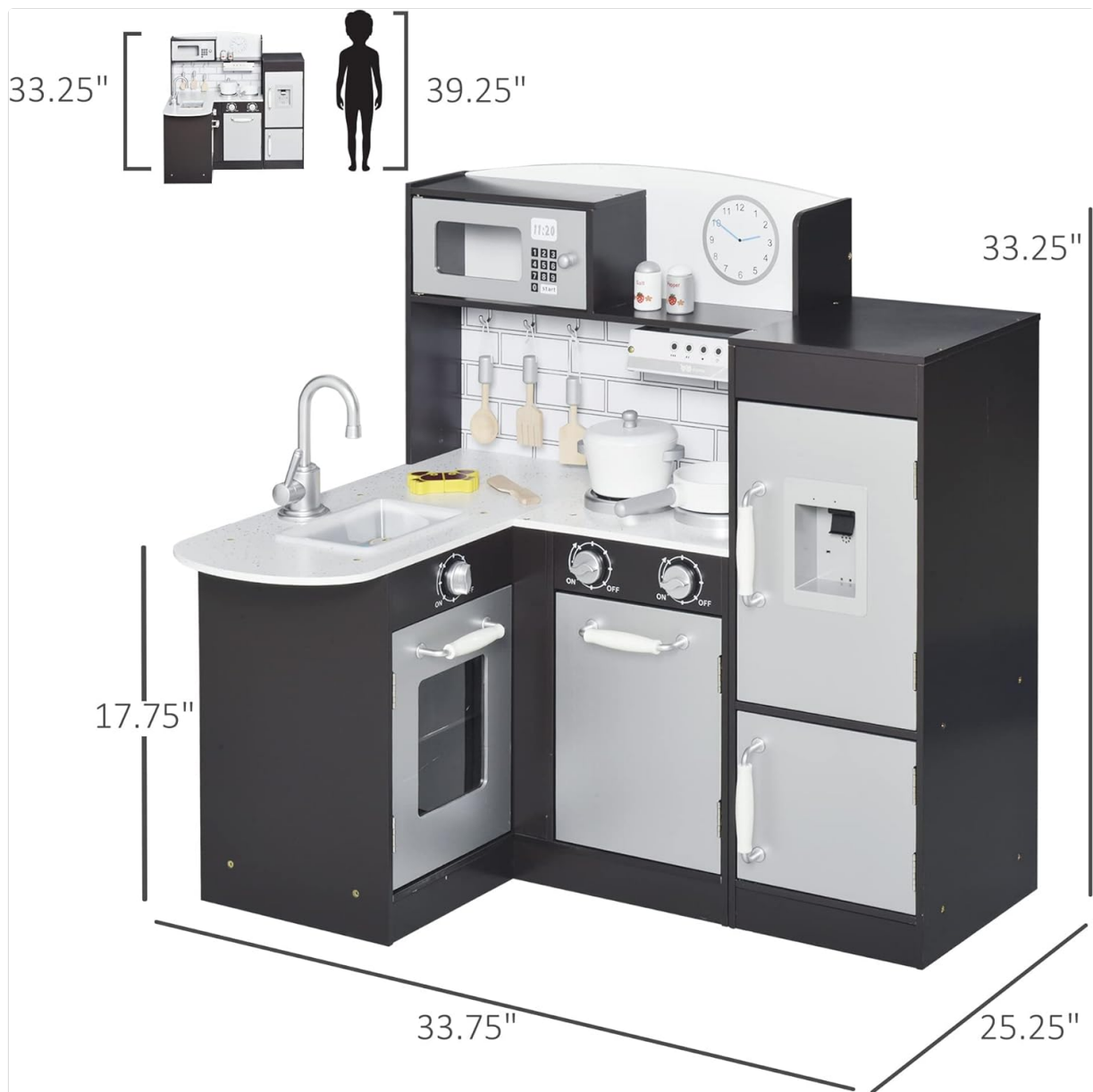


Figure 3: Product dimensions.

Operating Instructions

The Qaba Corner Kids Kitchen Playset is designed for imaginative play, mimicking real kitchen functions:

- **Sink:** The sink basin can be filled with water for realistic washing activities. Ensure water is removed after play to prevent damage to the wooden components.
- **Electronic Water Dispenser:** Located on the refrigerator door, this dispenser activates with a press, simulating water dispensing (requires 2 AA batteries).
- **Microwave:** Features a simulated keypad and clock for pretend cooking.
- **Stove and Oven:** Equipped with turnable knobs that provide a clicking sound, and an oven door that opens for play.
- **Refrigerator:** Features opening doors for storage of play food items. The refrigerator unit can be detached and placed separately if desired.
- **Storage:** Various cabinets and shelves are available for storing play accessories.

REALISTIC KITCHEN PLAYSET



Simulation microwave



Electronic drinking fountain
(2 AA batteries required)



Simulation water tank



Simulation range hood



Simulation refrigerator

Figure 4: Realistic play features.



Figure 5: Sink and countertop detail.



Figure 6: Stove and cookware detail.

Maintenance

To ensure the longevity and safety of your Qaba Corner Kids Kitchen Playset, follow these maintenance guidelines:

- **Cleaning:** Wipe surfaces with a damp cloth and mild soap. Avoid abrasive cleaners or excessive moisture, which can damage the wood.
- **Drying:** After cleaning or water play in the sink, ensure all parts are thoroughly dried to prevent warping or mold growth.
- **Battery Replacement:** Replace AA batteries in the electronic water dispenser as needed. Always use new batteries of the same type and dispose of old batteries responsibly.
- **Inspection:** Periodically check all screws, hinges, and connections to ensure they are tight and secure. Tighten any loose fasteners.
- **Storage:** Store the playset in a dry environment away from direct sunlight or extreme temperatures to prevent material degradation.

Troubleshooting

If you encounter issues with your playset, consider the following:

- **Assembly Difficulties:** If assembly instructions are unclear or parts do not align, re-examine the diagrams and ensure all pieces are correctly oriented. Some pre-drilled holes may require careful alignment. If issues persist, contact customer support.
- **Electronic Water Dispenser Not Working:** Check if the 2 AA batteries are correctly installed and not depleted. Replace batteries if necessary.
- **Loose or Broken Parts:** If any parts become loose or damaged, especially plastic components like handles, discontinue use immediately. Contact customer support for replacement parts or guidance.



Specifications





Product Dimensions	33.75" L x 25.25" W x 33.25" H
Item Weight	45 pounds
Model Number	350-079
Recommended Age	3 years and up
Batteries Required	2 AA batteries (for electronic water dispenser)
Material	Pine wood, P2 level MDF board
Manufacturer	Aosom LLC

Warranty and Support

For warranty information, product support, or to inquire about replacement parts, please contact the manufacturer, Aosom LLC, or refer to the official Qaba brand website. Specific warranty terms and conditions may vary and are typically provided with your purchase documentation.

Related Documents - 350-079

	<p>Qaba Play Kitchen Set 350-079 Assembly Instructions</p> <p>Comprehensive assembly instructions for the Qaba 350-079 Play Kitchen Set. Includes parts list, hardware details, and step-by-step guidance for adult assembly.</p>
	<p>Qaba 350-141V00 Kids Play Kitchen Set Assembly Instructions</p> <p>Comprehensive assembly guide for the Qaba 350-141V00 Kids Play Kitchen Set. This manual provides a detailed parts list, hardware inventory, and step-by-step instructions for adult assembly, ensuring a safe and fun play experience for children aged 3-6 years. Includes contact information for Aosom customer care.</p>

	<p>Qaba 350-142V00_350-142V01 Play Kitchen Assembly Instructions and Safety Guide</p> <p>Comprehensive assembly instructions, safety warnings, and care information for the Qaba 350-142V00_350-142V01 wooden play kitchen. Includes parts list, hardware details, and step-by-step assembly guidance.</p>
	<p>Qaba 311-034 Toy Box Kids Seat Bench Storage Chest Assembly Instructions</p> <p>Assembly instructions and safety information for the Qaba 311-034 wooden toy box and kids seat bench storage chest. Includes part lists, hardware details, and maintenance care.</p>
	<p>Qaba 4-Piece Kids Table and Chair Set with Storage Bench - Model 312-001</p> <p>Assembly instructions, safety warnings, and maintenance guide for the Qaba 4-Piece Kids Table and Chair Set with Storage Bench (Model 312-001). This set is designed for children aged 3 years and older, with a maximum weight capacity of 25 Kg for chairs and table. The document includes bilingual (English/French) safety information and contact details for Aosom.</p>
	<p>Qaba 312-134V80 Kids Table and Chair Set Assembly Instructions</p> <p>Official assembly instructions for the Qaba 312-134V80 Kids Table and Chair Set. Includes parts list, hardware details, step-by-step assembly guide, and care instructions. Suitable for ages 3+.</p>