

Edifier R33BT

Edifier R33BT Active Bluetooth Computer Speakers

Model: R33BT | Brand: Edifier

INTRODUCTION

The Edifier R33BT Active Bluetooth Computer Speakers are designed to deliver high-quality audio for various applications, including computer audio, music listening, and multimedia consumption. Featuring a classic wooden enclosure, these 2.0 bookshelf speakers offer versatile connectivity options including Bluetooth V5.0 and a 3.5mm AUX input. This manual provides detailed instructions for setting up, operating, maintaining, and troubleshooting your R33BT speakers to ensure optimal performance and longevity.



Image: The Edifier R33BT speakers, showcasing their compact and elegant design with a wooden finish.

SAFETY INFORMATION

Please read and understand all safety instructions before using this product. Keep this manual for future reference.

- Do not expose the speakers to rain, moisture, or extreme temperatures.
- Ensure proper ventilation around the speakers to prevent overheating.
- Do not open the speaker enclosure. Refer all servicing to qualified personnel.
- Use only attachments/accessories specified by the manufacturer.
- Disconnect the power plug during lightning storms or when unused for long periods.

WHAT'S IN THE BOX

Upon opening the package, please verify that all items listed below are present and in good condition:

- 2 x Edifier R33BT Speakers (one active, one passive)
- 1 x 3.5 mm Audio Cable
- 1 x User Manual (this document)

SETUP

Follow these steps to set up your Edifier R33BT speakers:

1. **Placement:** Place the active speaker (with controls and power input) on one side of your listening area and the passive speaker on the other. Ensure they are at an appropriate distance for stereo separation.
2. **Connect Speakers:** Connect the passive speaker to the active speaker using the speaker cable. The connection port for the passive speaker is typically labeled "L Speaker Out" on the back of the active speaker.
3. **Power Connection:** Connect the power cable to the active speaker and then plug it into a wall outlet.
4. **Audio Input Connection (Optional):** If using a wired connection, connect your audio source (e.g., computer, laptop, smartphone) to the "AUX" input on the back of the active speaker using the provided 3.5mm audio cable.



Image: Rear view of the active speaker, highlighting the power switch, AUX input, and left speaker output.

OPERATING INSTRUCTIONS

The Edifier R33BT speakers feature user-friendly controls located on the top of the active speaker.

Controls Overview



Image: Close-up of the top-mounted controls, including power, volume up/down, and input selection.

- **Power Button:** Press to turn the speakers on or off.
- **Volume Up (+):** Increases the volume.
- **Volume Down (-):** Decreases the volume.
- **Input Switching Button:** Cycles between Bluetooth and AUX input modes.
- **Bluetooth Disconnect:** Press and hold the input switching button to disconnect the current Bluetooth device and enter pairing mode.

Bluetooth Pairing

1. Turn on the speakers using the power button.
2. Press the input switching button until the indicator light flashes blue, indicating Bluetooth pairing mode.
3. On your device (e.g., smartphone, computer), enable Bluetooth and search for "EDIFIER R33BT".
4. Select "EDIFIER R33BT" to connect. The indicator light will turn solid blue once connected.

AUX Input

To use the 3.5mm AUX input:

1. Connect your audio source to the "AUX" input on the back of the active speaker using a 3.5mm audio cable.
2. Press the input switching button on the top of the active speaker until the indicator light turns green, indicating AUX mode.

Product Videos

Your browser does not support the video tag.

Video: An overview of the Edifier R33BT Active Bluetooth Computer Speakers, highlighting key features such as the classic wooden enclosure, top-mounted controls, and versatile input options. This video demonstrates the product's design and functionality.

Your browser does not support the video tag.

Video: A detailed look at the Edifier R33BT Active Bluetooth Bookshelf Computer Speakers, showcasing their sound quality with a 3.5-inch mid/bass driver and 1/2-inch tweeter. The video also emphasizes the ease of use with top-mounted controls and various connectivity options.

MAINTENANCE

Proper maintenance ensures the longevity and performance of your speakers:

- **Cleaning:** Use a soft, dry cloth to wipe the speaker surfaces. Do not use liquid cleaners or abrasive materials.
- **Dust:** Regularly dust the speaker grilles and surfaces to prevent dust buildup, which can affect sound quality and component lifespan.
- **Storage:** If storing the speakers for an extended period, disconnect them from power and store them in a cool, dry place away from direct sunlight.

TROUBLESHOOTING

If you encounter issues with your Edifier R33BT speakers, refer to the following common problems and solutions:

Problem	Possible Cause	Solution
No sound	Power not connected or turned on. Incorrect input selected. Volume too low. Audio cable loose or faulty.	Ensure power is connected and the speaker is on. Press the input button to cycle through modes (Bluetooth/AUX). Increase volume using the '+' button. Check audio cable connections; try a different cable.
Bluetooth connection issues	Speakers not in pairing mode. Device too far from speakers. Interference from other devices.	Press and hold the input button to enter Bluetooth pairing mode. Move your device closer to the speakers (within 10 meters). Turn off other Bluetooth devices nearby.
Distorted sound	Volume too high on source or speakers. Poor audio source quality.	Reduce volume on both the source device and speakers. Try a different audio source or file.

SPECIFICATIONS







Feature	Detail
Brand	Edifier
Model Name	R33BT
Speaker Type	Bookshelf
Connectivity Technology	Bluetooth V5.0, 3.5mm AUX
Audio Output Mode	Stereo (2.0 Channel)
Speaker Maximum Output Power	10 Watts
Woofer Diameter	3.5 Inches
Tweeter Size	1/2-inch
Material	Wood
Control Method	Button (Top-mounted)
Product Dimensions	0.39"D x 0.39"W x 0.39"H (Note: These dimensions seem generic, using provided data)
Item Weight	7.05 pounds (3200 Grams)
Power Source	Corded Electric
Signal-to-Noise Ratio	85 dB

WARRANTY AND SUPPORT

Edifier products come with a limited warranty. For specific warranty terms and conditions, please refer to the warranty card included with your product or visit the official Edifier website. For technical support, troubleshooting assistance, or service inquiries, please contact Edifier customer support through their official channels.

Official Edifier Website: www.edifier.com

Related Documents - R33BT

	<p>EDIFIER R33BT+ Active Speaker User Manual - Setup, Features, and Troubleshooting</p> <p>Comprehensive user manual for the EDIFIER R33BT+ Active Speaker, covering setup, connection (AUX, Bluetooth), specifications, safety instructions, and troubleshooting. Learn how to use your speakers effectively.</p>
	<p>Edifier R1850DB Bluetooth Speaker User Manual</p> <p>User manual for the Edifier R1850DB active bookshelf speakers, detailing features, specifications, setup, operation, and troubleshooting for optimal audio performance.</p>
	<p>Edifier S2000MK III Powered Bookshelf Speakers User Manual</p> <p>User manual for the Edifier S2000MK III powered bookshelf speakers, detailing setup, connectivity, operation, specifications, and troubleshooting for high-quality audio.</p>
	<p>Edifier R1280DBs Active Speakers User Manual: Setup, Features, and Troubleshooting</p> <p>Comprehensive user manual for the Edifier R1280DBs active bookshelf speakers. Provides detailed instructions on safety, connections, Bluetooth pairing, operation modes, specifications, and troubleshooting. Includes all multilingual content translated into English.</p>
	<p>EDIFIER R1700BTs Active Speaker User Manual</p> <p>Comprehensive user manual for the EDIFIER R1700BTs active bookshelf speakers, covering setup, operation, Bluetooth connectivity, troubleshooting, and safety guidelines.</p>
	<p>Edifier R980T Multimedia Speaker User Manual</p> <p>Comprehensive user manual for the Edifier R980T multimedia speaker system, covering setup, specifications, safety instructions, and troubleshooting. Includes details on connections, audio settings, and product care.</p>