

Sonos FIVE1US1BLK

Sonos Five High-Fidelity Wireless Speaker Instruction Manual

Model: FIVE1US1BLK

1. INTRODUCTION

The Sonos Five is a high-fidelity wireless speaker designed to deliver superior sound for music and other audio content. It features an advanced acoustic design with three high-excursion woofers and precisely-angled tweeters for a wide soundstage and deep bass. The Sonos Five integrates seamlessly into the Sonos ecosystem, offering control via the Sonos app and Apple AirPlay 2. This manual provides essential information for setting up, operating, maintaining, and troubleshooting your Sonos Five speaker.



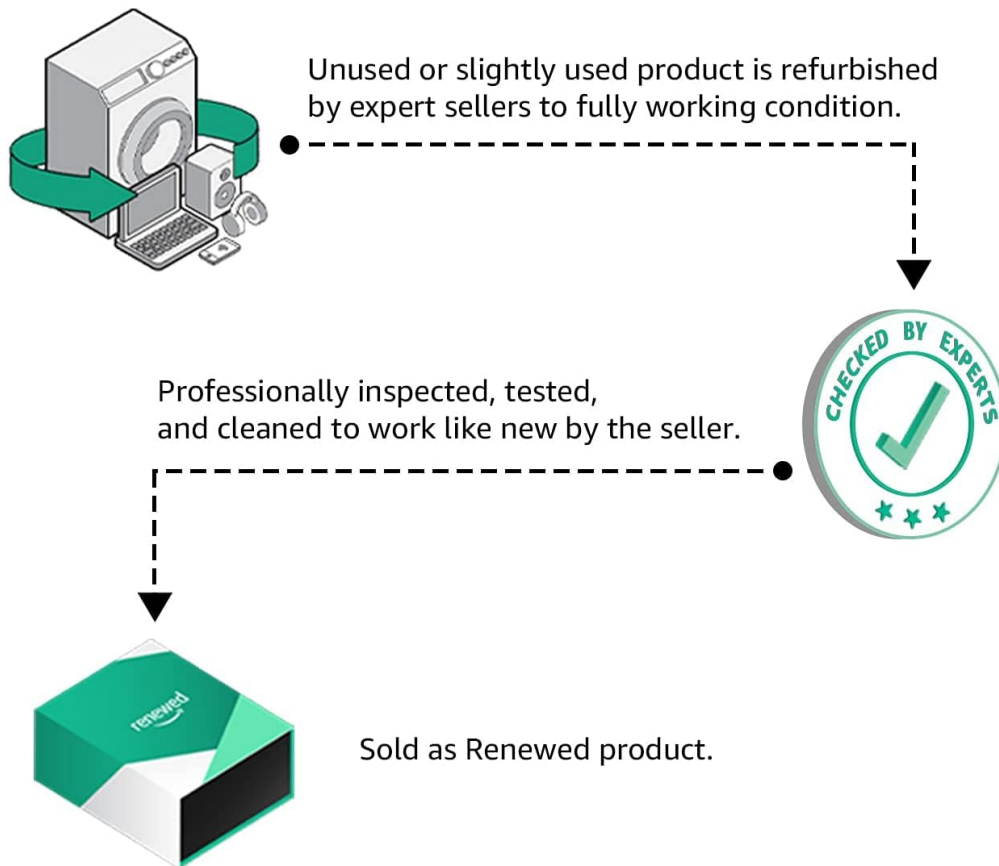
Figure 1.1: The Sonos Five speaker in black, showcasing its minimalist design. This image displays the speaker's front grille and side profile.

2. SETUP

2.1 Unboxing and Placement

Carefully remove the Sonos Five from its packaging. Place the speaker in your desired location. For optimal sound, ensure the speaker is placed on a stable surface and is not obstructed. The speaker can be placed horizontally for stereo sound or paired vertically for a wider soundstage.

renewed



High Quality Products | Great Prices | 6 Months Seller Warranty | Better for the Planet

Figure 2.1: Example placement of two Sonos Five speakers in a living room, positioned vertically for stereo separation.

2.2 Power Connection

Connect the power cable to the power port on the back of the Sonos Five, then plug the other end into a wall outlet. The status light on the speaker will illuminate when power is connected.

2.3 Sonos App Installation

To set up and control your Sonos Five, download the Sonos app from your device's app store (iOS or Android).

1. Open the Sonos app and follow the on-screen instructions to create a new Sonos system or connect to an existing one.
2. The app will guide you through connecting your Sonos Five to your home Wi-Fi network.

2.4 Trueplay Tuning

For optimal sound quality, use the Trueplay tuning feature in the Sonos app. Trueplay analyzes the acoustics of your room and adjusts the speaker's equalization to deliver the best possible sound. This process requires an iOS device.

2.5 Line-In Connection

The Sonos Five includes a 3.5 mm line-in port. You can connect external audio devices such as turntables, CD players, or other audio sources directly to the speaker using a standard 3.5 mm audio cable.



Figure 2.2: The rear panel of the Sonos Five, highlighting the power input and the 3.5 mm line-in port.

3. OPERATING THE SONOS FIVE

3.1 Touch Controls

The Sonos Five features touch-sensitive controls on its top panel for basic playback functions.

- **Play/Pause:** Tap the center button.
- **Volume Up/Down:** Tap the right/left buttons.
- **Skip Track:** Swipe right across the touch controls.
- **Previous Track:** Swipe left across the touch controls.




Figure 3.1: Top view of the Sonos Five, illustrating the touch control interface for playback and volume adjustments.

3.2 Using the Sonos App

The Sonos app provides comprehensive control over your Sonos Five. From the app, you can:

- Browse and play music from various streaming services.
- Adjust volume and equalization settings.
- Group speakers for multi-room audio.
- Configure stereo pairs or surround sound setups.
- Manage line-in sources.

3.3 Apple AirPlay 2

The Sonos Five supports Apple AirPlay 2, allowing you to stream audio directly from your Apple devices (iPhone, iPad, Mac) to the speaker. Select the Sonos Five from the AirPlay menu on your device.

4. MAINTENANCE

4.1 Cleaning

To clean your Sonos Five, use a soft, dry cloth. Avoid using abrasive cleaners or solvents, as these can damage the finish. Do not spray liquids directly onto the speaker.

4.2 Software Updates

Sonos regularly releases software updates to improve performance, add new features, and address issues. Ensure your Sonos app and speakers are updated to the latest software version through the Sonos app settings.

5. TROUBLESHOOTING

5.1 No Sound

- Check if the speaker is powered on and the status light is illuminated.

- Verify the volume level in the Sonos app and on the speaker's touch controls.
- Ensure the correct audio source is selected in the Sonos app.
- If using line-in, check the cable connection and the source device.

5.2 Network Connection Issues

- Confirm your Wi-Fi network is operational.
- Restart your router and modem.
- Move the Sonos Five closer to your Wi-Fi router or a Sonos Boost (if applicable).
- Re-add the speaker to your Sonos system via the Sonos app.

5.3 Speaker Not Appearing in App

- Ensure the speaker is powered on.
- Check that your mobile device is connected to the same Wi-Fi network as the Sonos system.
- Restart the Sonos app.
- Perform a factory reset (refer to Sonos support documentation for specific steps, as this will erase all settings).

6. SPECIFICATIONS

Brand	Sonos
Model Number	FIVE1US1BLK
Product Dimensions	8.06 x 14.33 x 6.06 inches (20.47 x 36.39 x 15.39 cm)
Item Weight	14 pounds (6.35 kg)
Connectivity Technology	Wi-Fi, Auxiliary (3.5 mm Line-in)
Audio Output Mode	Stereo
Surround Sound Channel Configuration	2.0
Control Method	App, Touch Controls
Power Source	AC
Special Feature	Line-in, Apple AirPlay 2

7. WARRANTY AND SUPPORT

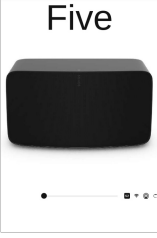




7.1 Product Warranty

The Sonos Five comes with a Limited Warranty. For detailed information regarding the terms and conditions of your warranty, including coverage duration and claims process, please refer to the official Sonos website or the warranty documentation included with your product.

7.2 Customer Support

If you encounter issues not covered in this manual or require further assistance, please visit the official Sonos support website for comprehensive FAQs, troubleshooting guides, and contact information for customer service.

Related Documents - FIVE1US1BLK

	<p>Sonos Five: User Guide, Features, Setup, and Specifications</p> <p>A comprehensive guide to the Sonos Five wireless speaker, detailing its overview, controls, setup for stereo and surround sound, line-in connectivity, product settings, technical specifications, and essential safety information.</p>
	<p>Sonos Five High-Fidelity Wireless Speaker: User Guide, Features, and Specifications</p> <p>Comprehensive guide to the Sonos Five wireless speaker, covering its overview, controls, setup, connectivity, product settings, technical specifications, and essential safety information. Learn how to get the most out of your Sonos Five.</p>
	<p>Sonos Product Guides: Setup, Features, and Specifications</p> <p>Explore comprehensive guides for Sonos speakers and soundbars, including setup instructions, feature details, controls, specifications, and safety information for products like Sonos One, Beam, Arc, Roam, and more.</p>
	<p>Sonos Five: High-Fidelity Wireless Speaker Guide</p> <p>Comprehensive guide to the Sonos Five wireless speaker, covering setup, controls, features, specifications, and safety information. Learn about stereo pairing, surround sound, line-in connectivity, and product settings.</p>
	<p>Sonos PLAY:5 Smart Speaker - Ultimate Streaming Audio</p> <p>Discover the Sonos PLAY:5, an ultimate smart speaker for streaming music. Featuring powerful sound, Trueplay tuning, and seamless multiroom audio integration. Learn about its features, setup, and technical specifications.</p>
	<p>Sonos Five User Guide: Features, Controls, and Specifications</p> <p>Comprehensive user guide for the Sonos Five high-fidelity speaker, covering setup, controls, connectivity, placement, specifications, and safety information.</p>

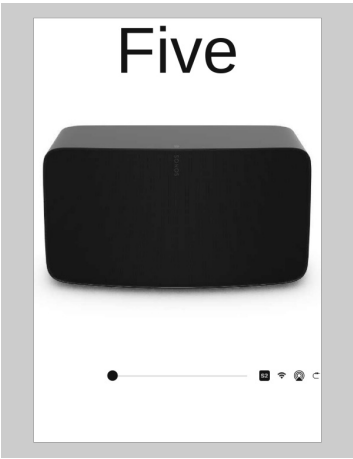


[pdf] Datasheet

DocType SNS FIVE1US1BLK Sonos® Five High Fidelity Speaker Black Crestron Electronics Inc Sonos CEPro iQ cdn docs av iq dataSheet |||

SNS-**FIVE1US1BLK** Sonos Five High Fidelity Speaker, Black | High-fidelity sound for music and more | Works with all your streaming services and Apple AirPlay 2 software | 3.5 mm line-in port for connecting a turntable or other device | Orientation sensing for smart stereo sound | Easy integration wit...

lang:en score:32 filesize: 3.39 M page_count: 2 document date: 2020-06-11



[Sonos Five: User Guide, Features, Setup, and Specifications](#)

A comprehensive guide to the Sonos Five wireless speaker, detailing its overview, controls, setup for stereo and surround sound, line-in connectivity, product settings, technical specifications, and essential safety information.

lang:en score:30 filesize: 604.4 K page_count: 15 document date: 2023-05-15

[pdf]

Emily Duarte Date Product End of Sale Notice for SONOS Milestones and Dates 1 7 2022 3 Impacted Products Part Number Sort Name mg eos Sonos PEOS crestron getmedia da6a225e 5f7b 4b6f abbd 39d99fe0eac0 |||

Product End-of-Sale Notice End-of-Sale Notice for SONOS Milestones and Dates Milestone End of Sale ... Network Device, White 6511558 SNS-FIVE1US1 Sonos Five High Fidelity Speaker, White 6511557 SNS-**FIVE1US1BLK** Sonos Five High Fidelity Speaker, Black From March 3rd you will no longer be able to ...

lang:en score:20 filesize: 105.13 K page_count: 4 document date: 2022-01-07

[pdf] Installation Guide Accessories

SONOS oid56064 REG Domino GLOBALMIX GLOBAL 0x0 indd Sonos FIVE1US1 Installation GuideSonos FIVE1US1BLK Five Wireless Smart Speaker Black WAVE

Electronicsa7f08777ae4dc1f4a67e108eab78dba19ba1ee23images salsify image upload s 9lBJj7qf a7f08777ae4dc1f4a67e108eab78dba19ba1ee23 |||

Sonos Five Quickstart Guide 1 Connect the power cord Choose a location for your Five and plug it in. 2 Download the Sonos app for setup You ll use it to set up and control your Five. Already have Sonos Open the Sonos app and choose Settings System Add Product. 3 Fill your home with sound Pl...

lang:en score:16 filesize: 637.34 K page_count: 2 document date: 2019-11-20

