

Chilton RAM 1500, RAM 2500, RAM 3500, DAKOTA

DODGE FULL-SIZE PICK-UPS REPAIR SHOP & SERVICE MANUAL

For RAM 1500, 2500, 3500 & DAKOTA (2009-2018 Models)

INTRODUCTION

This manual provides comprehensive repair and service information for Dodge Full-Size Pick-Ups, including Ram 1500, 2500, 3500, and Dakota models manufactured between 2009 and 2018. It is designed to assist owners and professional technicians in understanding, maintaining, and repairing these vehicles.

The content is derived from hands-on experience, including complete strip-down and rebuild procedures, offering practical step-by-step explanations supported by over 900 photographs.

Note:

- This manual excludes information specific to 2009 fleet models equipped with the 5.9L diesel engine.
- This manual covers U.S. and Canadian models of Dodge full-size pick-ups with 2- and 4-wheel drive, V6 and V8 gasoline engines, and Cummins turbo-diesel engines.

PRODUCT OVERVIEW




Figure 1.1: Front cover of the Chilton repair manual. It features a white Dodge Ram pickup truck and indicates coverage for 2009-2018 models, including V6, V8 gasoline, and Cummins turbo-diesel engines. The cover also highlights the inclusion of wiring diagrams.



Figure 1.2: Back cover of the manual, titled "Chilton's Total Car Care". It lists key topics covered, such as General Information, Tune-Up, Engine Overhaul, Fuel System, Brakes, and Electrical. The back cover also shows the ISBN and UPC (0035615804064).

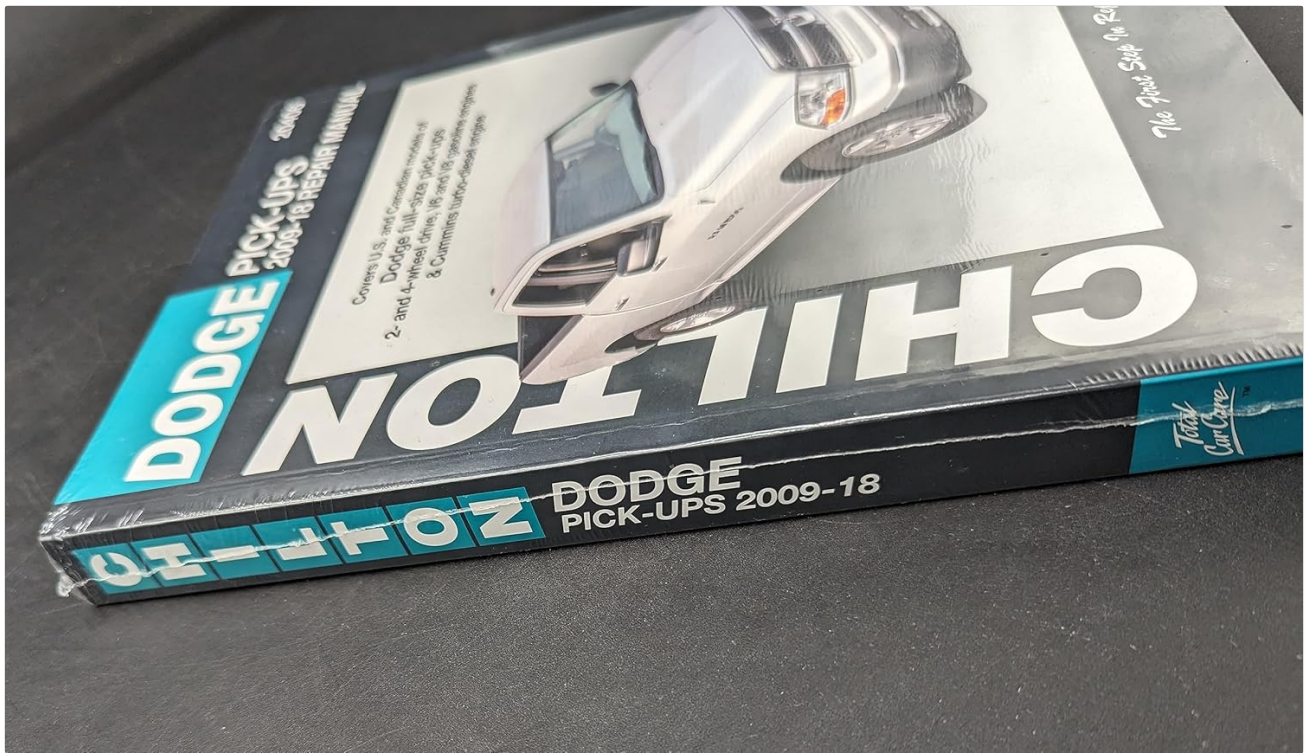


Figure 1.3: Spine of the manual, clearly displaying "CHILTON DODGE PICK-UPS 2009-18" and "Total Car Care".

MANUAL CONTENTS AND CHAPTERS

This manual is structured into comprehensive chapters, each dedicated to specific vehicle systems or maintenance procedures. The detailed explanations and numerous illustrations aim to simplify complex tasks.

1. **Chapter 1:** Tune-Up and Routine Maintenance
2. **Chapter 2:** General Engine and Engine Overhaul
3. **Chapter 3:** Cooling, Heating and AC Systems
4. **Chapter 4:** Fuel and Exhaust Systems
5. **Chapter 5:** Engine Electrical
6. **Chapter 6:** Emissions and Engine Controls
7. **Chapter 7:** Manual and Auto Transmissions
8. **Chapter 8:** Clutch and Driveline
9. **Chapter 9:** Brakes
10. **Chapter 10:** Suspension and Steering
11. **Chapter 11:** Body
12. **Chapter 12:** Chassis Electrical and Wiring Diagrams

A comprehensive Glossary and Master Index are included at the end of the manual for quick reference.

MAINTENANCE PROCEDURES

Regular servicing and maintenance are crucial for preserving the value, safety, and operational efficiency of your

Dodge Pick-Up. This manual provides detailed instructions for routine checks and preventative maintenance tasks. Refer to **Chapter 1: Tune-Up and Routine Maintenance** for schedules and procedures, and subsequent chapters for specific system maintenance.

TROUBLESHOOTING AND DIAGNOSTICS

This manual includes sections dedicated to diagnosing common issues and providing step-by-step troubleshooting guides. These sections are designed to help identify the root cause of problems and guide you through the repair process.

Consult relevant chapters, particularly those on Engine, Fuel, Electrical, and Emissions systems, for specific troubleshooting charts and diagnostic procedures.

SPECIFICATIONS

Key specifications for the covered Dodge Pick-Up models are integrated throughout the manual within relevant chapters. These specifications include torque values, fluid capacities, electrical diagrams, and component dimensions necessary for proper repair and assembly.

General Product Information

Attribute	Value
Publisher	chilton
Publication Date	January 1, 2005
Language	English
Number of Pages	432
ISBN	978-1-62092-356-6
UPC	0035615804064






WARRANTY AND SUPPORT INFORMATION

This product is a repair manual and does not typically come with a direct product warranty from the publisher for the content itself. For issues related to the physical book (e.g., printing errors, damaged pages), please contact the retailer or publisher directly.

For technical support regarding vehicle repairs, this manual serves as the primary resource. The publisher, Chilton, provides comprehensive, step-by-step instructions. Additional support for specific vehicle issues should be sought from certified automotive technicians or official Dodge/Ram service centers.

Publisher: [Chilton](#)

Related Documents - RAM 1500, RAM 2500, RAM 3500, DAKOTA

 <p>Toyota Tacoma 2005-2009 (Chilton's Total Car Care Repair Manual)</p>	<p>Toyota Tacoma 2005-2009 Chilton Repair Manual - Total Car Care Guide</p> <p>Comprehensive Chilton's Total Car Care repair manual for Toyota Tacoma 2005-2009 models. Get detailed step-by-step procedures, specifications, and guidance to maintain and repair your vehicle.</p>
 <p>Westin Pro Traxx 5 Running Boards Installation Guide for Dodge Ram</p>	<p>Westin Pro Traxx 5 Running Boards Installation Guide for Dodge Ram</p> <p>Step-by-step installation instructions for Westin Pro Traxx 5 running boards on Dodge Ram 1500, 2500, and 3500 models (2009-2015). Includes parts list, tools needed, and safety warnings.</p>
 <p>YITAMOTOR Headlight Assembly Installation Guide for Dodge Ram 1500/2500/3500 (2009-2018)</p>	<p>YITAMOTOR Headlight Assembly Installation Guide for Dodge Ram 1500/2500/3500 (2009-2018)</p> <p>Step-by-step installation guide for YITAMOTOR Quad Headlamp Assemblies (OEM Part Numbers 55277409AG, 55277410AG) for 2009-2018 Dodge Ram 1500, 2500, and 3500 trucks. Includes before installation warnings and warm tips for alignment.</p>
 <p>Rust Buster RB7731L & RB7731R Over-Axle Frame Section Installation Guide for 2009-2018 Ram 1500</p>	<p>Rust Buster RB7731L & RB7731R Over-Axle Frame Section Installation Guide for 2009-2018 Ram 1500</p> <p>Detailed installation instructions for the Rust Buster RB7731L and RB7731R Over-Axle Frame Section repair kit, designed for 2009-2018 Dodge Ram 1500 vehicles. Includes required tools, kit contents, and step-by-step guidance for frame repair.</p>
 <p>AlphaRex LUXX-Series LED Tail Light Installation Guide for 2009-2018 Dodge Ram Trucks</p>	<p>AlphaRex LUXX-Series LED Tail Light Installation Guide for 2009-2018 Dodge Ram Trucks</p> <p>Step-by-step installation guide for AlphaRex LUXX-Series LED Tail Lights on 2009-2018 Dodge Ram 1500, 2500, and 3500 models. Covers removal of old tail lights and installation of new LED units.</p>



[SR1 Running Board Installation Guide for Dodge Ram 1500/2500/5500 \(2009-2024\)](#)

Comprehensive installation instructions for SR1 Running Boards (Part #WB-DA208M), compatible with 2009-2024 Dodge Ram 1500, 2500, and 5500 Crew Cab models. Includes parts list, required tools, and detailed step-by-step guidance with textual descriptions of diagrams.