

Manuals+

[Q & A](#) | [Deep Search](#) | [Upload](#)

[manuals.plus](#) /

› [MageGee](#) /

› [MageGee G10 Wired Gaming Mouse User Manual](#)

MageGee G10

MageGee G10 Wired Gaming Mouse User Manual

Model: G10

INTRODUCTION

The MageGee G10 Wired Gaming Mouse is designed for PC gamers, offering precise control, ergonomic comfort, and customizable LED backlighting. This manual provides detailed instructions for setting up, operating, maintaining, and troubleshooting your G10 gaming mouse.

Key Features:

- High-precision optical sensor for accurate tracking.
- Durable 1.5m braided cable with anti-corrosion USB connector.
- Ergonomic design for comfortable long-term use.
- 7-color breathing LED backlight for visual enhancement.
- 6 adjustable DPI speed levels (600/800/1200/1600/2400/3200).
- 7 programmable buttons: Left, Right, Forward, Back, Speed +/-, and Scroll Wheel.
- Plug-and-play functionality with wide compatibility across Windows and Linux operating systems.

SETUP INSTRUCTIONS

The MageGee G10 Gaming Mouse is designed for simple plug-and-play installation. No additional drivers or software are required for basic functionality.

1. **Unpack the Mouse:** Carefully remove the MageGee G10 Gaming Mouse from its packaging.
2. **Connect to Computer:** Locate an available USB port on your computer (PC, laptop, or notebook). Insert the USB connector of the mouse cable firmly into the USB port.
3. **System Recognition:** Your operating system (Windows, Linux) should automatically detect and install the necessary generic drivers for the mouse. This process usually takes a few seconds.
4. **Verify Functionality:** Once connected, the mouse's LED backlight should illuminate, and you should be able to move the cursor on your screen.








Image: The MageGee G10 Gaming Mouse, ready for use. This image displays the overall design of the mouse, highlighting its ergonomic shape and illuminated lines.

OPERATING INSTRUCTIONS

Button Functions:

- **Left Button:** Primary click function.
- **Right Button:** Secondary click function (context menu).
- **Scroll Wheel:** Scroll up/down, and acts as a middle click button.
- **Forward Button:** Navigates forward in web browsers or file explorers.
- **Back Button:** Navigates backward in web browsers or file explorers.
- **Speed + Button:** Increases the DPI (Dots Per Inch) sensitivity.
- **Speed - Button:** Decreases the DPI (Dots Per Inch) sensitivity.

Adjusting DPI (Speed):

The G10 mouse features 6 adjustable DPI levels to suit different tasks and gaming preferences. Use the dedicated Speed + and Speed - buttons, located near the scroll wheel, to cycle through the sensitivity settings:

- 600 DPI
- 800 DPI
- 1200 DPI
- 1600 DPI
- 2400 DPI
- 3200 DPI

**Six-speed can be adjusted freely
can be used in different environments**



Image: Close-up of the MageGee G10 mouse, highlighting the Speed + and Speed - buttons used for DPI adjustment. The image also shows the illuminated geometric patterns on the mouse surface.

LED Backlight Control:

The G10 mouse features a dynamic 7-color breathing LED backlight. The colors cycle automatically through blue, red, green, purple, cyan, yellow, and white.

- **To Turn Off LED:** Press and hold the bottom Speed button (Speed -) for approximately 3 seconds.
- **To Turn On LED:** Press the bottom Speed button (Speed -) briefly.




Image: A collection of MageGee G10 mice, each showcasing a different color from the 7-color breathing LED backlight. This illustrates the variety of lighting effects.

Your browser does not support the video tag.

Video: An official product video demonstrating the MageGee G10 Gaming Mouse with its 7-color breathing LED backlight in action. The video cycles through various colors and highlights the mouse's design.

MAINTENANCE

Proper maintenance ensures the longevity and optimal performance of your MageGee G10 Gaming Mouse.

- **Cleaning:** Use a soft, dry cloth to wipe the surface of the mouse. For stubborn dirt, a slightly damp cloth with mild soap can be used, ensuring no liquid enters the mouse. Avoid harsh chemicals or abrasive materials.
- **Sensor Maintenance:** Periodically clean the optical sensor on the underside of the mouse with a cotton swab to prevent dust buildup, which can affect tracking accuracy.
- **Cable Care:** Avoid sharply bending or pulling the braided cable to prevent internal damage. Store the cable neatly when not in use.

- **Storage:** Store the mouse in a clean, dry environment away from extreme temperatures and direct sunlight.

TROUBLESHOOTING

If you encounter issues with your MageGee G10 Gaming Mouse, refer to the following common troubleshooting steps:

- **Mouse Not Responding:**
 - Ensure the USB cable is securely plugged into a working USB port on your computer.
 - Try plugging the mouse into a different USB port.
 - Restart your computer.
 - Test the mouse on another computer to determine if the issue is with the mouse or your system.
- **Cursor Movement is Erratic or Inaccurate:**
 - Clean the optical sensor on the underside of the mouse.
 - Ensure you are using the mouse on a suitable surface (e.g., a mouse pad). Avoid highly reflective or transparent surfaces.
 - Adjust the DPI settings using the Speed +/- buttons to see if a different sensitivity resolves the issue.
- **LED Backlight Not Working or Stuck on One Color:**
 - Ensure the mouse is properly connected to your computer.
 - Press the bottom Speed button (Speed -) briefly to reactivate the breathing light mode.
 - If the LED was turned off, press and hold the bottom Speed button (Speed -) for 3 seconds to turn it back on.
- **Buttons Not Functioning Correctly (e.g., double-clicking, not registering clicks):**
 - Ensure no debris is lodged under the buttons.
 - Test the buttons in different applications or on another computer to isolate the problem.
 - If a specific button consistently malfunctions, it may indicate a hardware issue.

SPECIFICATIONS

Model Number	G10
Brand	MageGee
Connectivity Technology	USB, Wired
Movement Detection Technology	Optical
Adjustable DPI Levels	600/800/1200/1600/2400/3200
Number of Buttons	7
LED Backlight	7 Colors Breathing LED
Cable Length	1.5m (braided)
Special Feature	Ergonomic Design
Item Weight	5.6 ounces

Package Dimensions	5.31 x 3.66 x 1.89 inches
Compatibility	Windows 10, 8, 7, XP, WinME, Vista, Linux

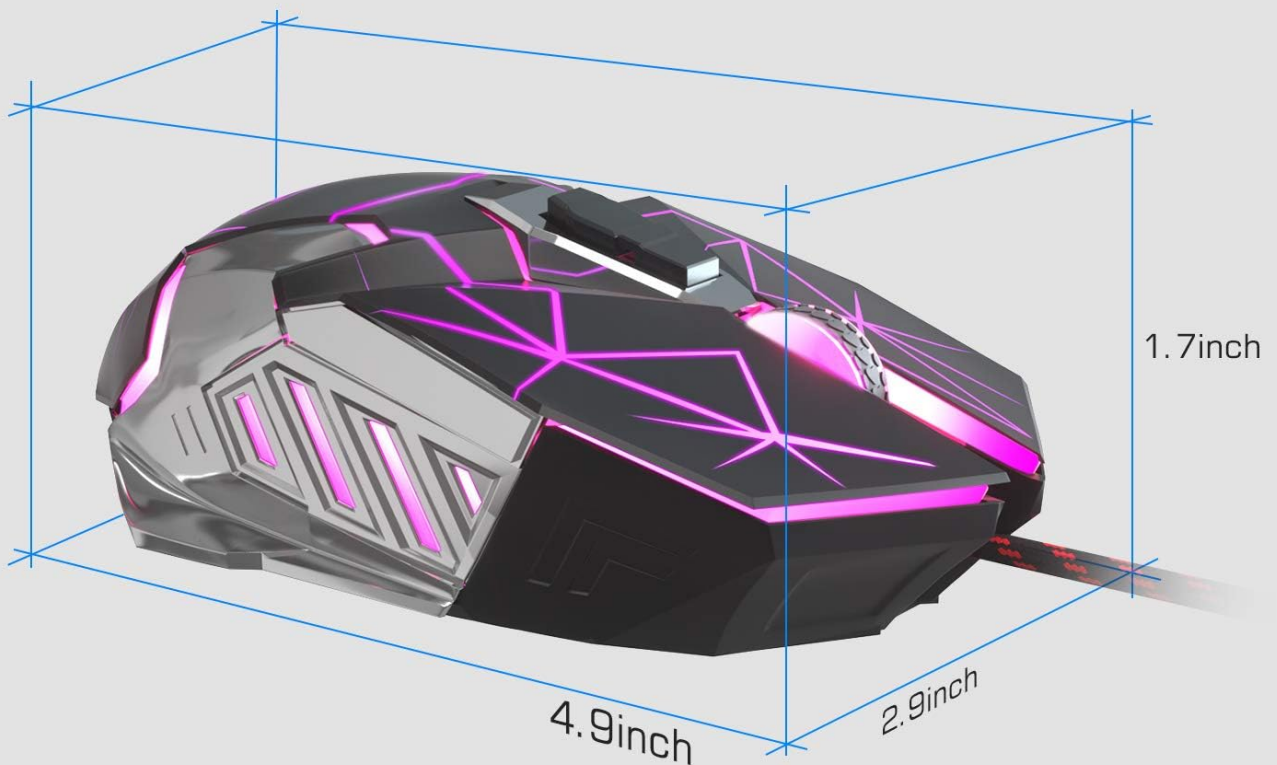


Image: A diagram illustrating the physical dimensions of the MageGee G10 Gaming Mouse, including length, width, and height measurements.

WARRANTY AND SUPPORT

MageGee products are designed for reliability and performance. For specific warranty details, please refer to the product packaging or the official MageGee website. If you encounter any issues or require technical assistance, please contact MageGee Direct customer support through their official channels or the retailer where the product was purchased.



