

Amazon Echo Buds

Amazon Echo Buds (Newest Model) User Manual

Wireless Earbuds with Active Noise Cancellation and Alexa

1. INTRODUCTION

This manual provides instructions for the Amazon Echo Buds (newest model), wireless earbuds featuring Active Noise Cancellation (ANC) and integrated Alexa voice control. Please read this manual thoroughly to ensure proper setup, operation, and maintenance of your device.

echo buds

with active noise cancellation



Image: Amazon Echo Buds, their charging case, and a compatible wireless charging pad.

2. PACKAGE CONTENTS

Verify that all items are present in your Echo Buds package:

- Echo Buds (Left and Right earbuds)
- Charging Case
- 4 pairs of ear tips (various sizes)
- 2 pairs of wing tips (various sizes)
- USB-C Cable
- Quick Start Guide

3. SETUP

3.1 Charging the Echo Buds

Before first use, fully charge your Echo Buds and their charging case.

1. Place the Echo Buds into the charging case. Ensure they are seated correctly.
2. Connect the USB-C cable to the charging case and a power adapter (not included).
3. Alternatively, if you have a wireless charging case, place the case on a Qi-certified wireless charging pad.
4. The LED indicator on the case will show charging status. A full charge typically takes a few hours.



Image: Amazon Echo Buds inside their open charging case, next to a wireless charging pad.

3.2 Pairing with Your Device

To pair your Echo Buds with a smartphone or tablet:

1. Open the charging case with the Echo Buds inside. The LED on the case should pulse blue, indicating pairing mode.
2. On your smartphone, go to Bluetooth settings and select 'Echo Buds' from the list of available devices.
3. Follow any on-screen prompts to complete the pairing process.

3.3 Alexa App Setup and Fit Test

For full functionality, install the Alexa app on your smartphone.

1. Download and open the Alexa app.
2. Follow the in-app instructions to add your Echo Buds as a new device.
3. The app will guide you through a fit test to help you choose the best ear tips and wing tips for optimal sound and Active Noise Cancellation.

4. OPERATING THE ECHO BUDS

4.1 Touch Controls

The Echo Buds feature customizable touch controls:

- **Single Tap:** Play/Pause audio, Answer/End call.
- **Double Tap:** Skip track, Decline call, Toggle Active Noise Cancellation/Passthrough.
- **Triple Tap:** Go to previous track.

- **Press and Hold:** Access voice assistant (Alexa, Siri, Google Assistant).

Customize these controls within the Alexa app.

4.2 Active Noise Cancellation (ANC) and Passthrough Mode

Echo Buds utilize Active Noise Cancellation to reduce background noise and Passthrough Mode to allow ambient sounds to be heard.

- **ANC:** Reduces external noise for an immersive audio experience.
- **Passthrough:** Allows you to hear your surroundings without removing the earbuds.

Toggle between ANC and Passthrough mode using the touch controls or the Alexa app.

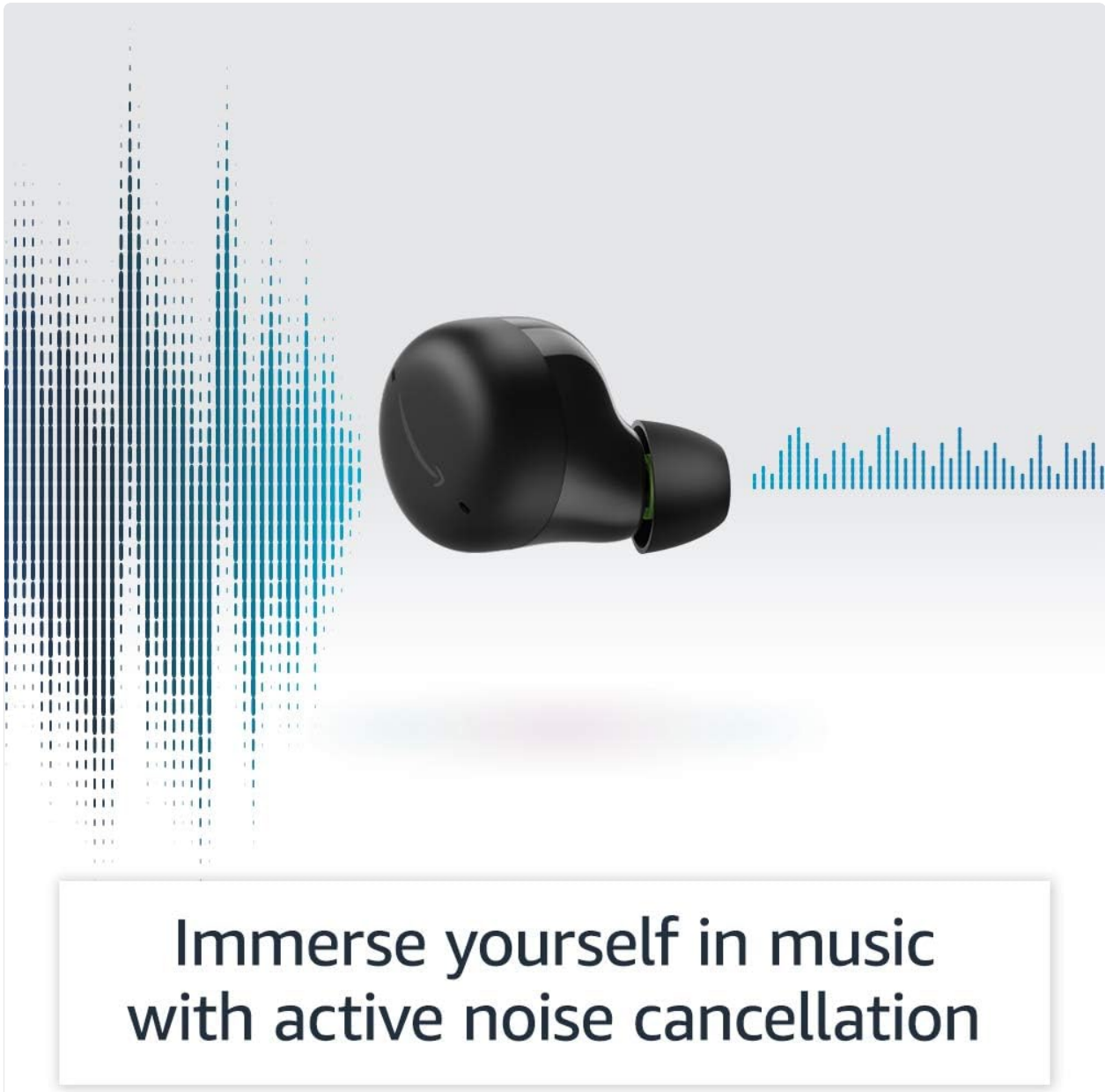



Image: An Echo Bud with a visual representation of sound waves, illustrating the effect of active noise cancellation.

4.3 Using Alexa

With the Alexa app installed and Echo Buds connected, you can use Alexa hands-free.

- Simply say "Alexa" followed by your command.
- Examples: "Alexa, play music," "Alexa, what's the weather?" "Alexa, call Sara."



**Up to 5 hrs music playback per charge,
up to 15 hrs with charging case**

Image: A smartphone displaying an active call screen, with an Echo Bud and its charging case on a table, demonstrating the 'Alexa, call Sara' feature.

4.4 Audio Personalization

The Alexa app offers Audio Personalization to fine-tune sound output to your hearing preferences. This feature is for enhancing audio enjoyment and is not intended for diagnosing or treating hearing conditions.

5. MAINTENANCE

5.1 Cleaning

Regular cleaning helps maintain sound quality and device longevity.

- Gently wipe the earbuds and charging case with a soft, dry, lint-free cloth.
- Remove ear tips and clean them with a damp cloth and mild soap if necessary, then dry thoroughly before reattaching.
- Do not use abrasive materials or harsh chemicals.

5.2 Water Resistance

The Echo Buds (earbuds only) have an IPX4 rating, meaning they are tested to withstand water splashing

from any direction. They are not designed for submersion in water or exposure to pressurized water jets. The charging case is not water-resistant.

5.3 Battery Care

To maximize battery life:

- Avoid extreme temperatures.
- Store the earbuds in their charging case when not in use.
- Charge the case regularly.

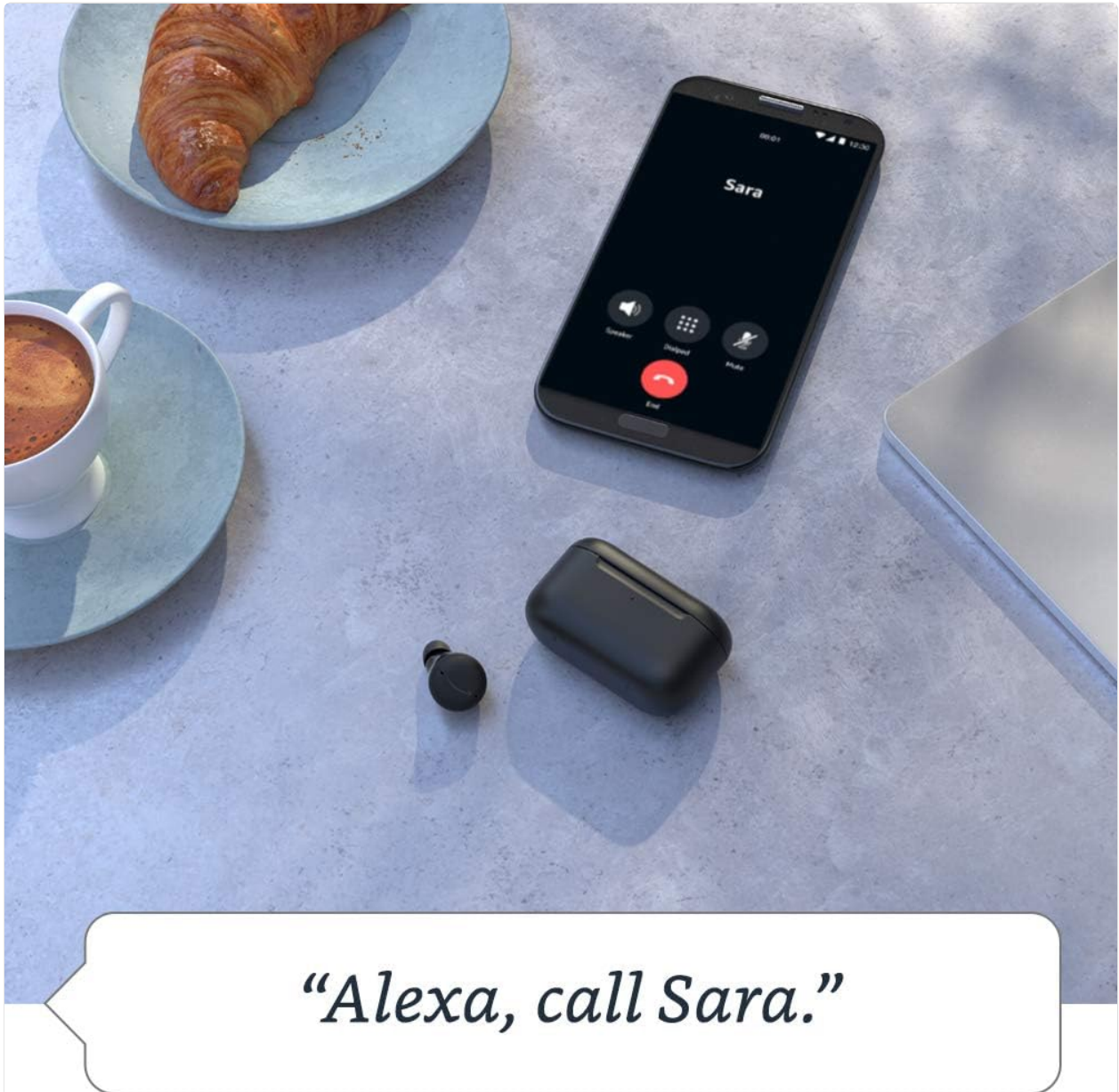


Image: An Echo Buds charging case resting on a wireless charging pad, positioned on a wooden desk alongside an Echo Show device, illustrating charging capabilities.

6. TROUBLESHOOTING

6.1 Common Issues and Solutions

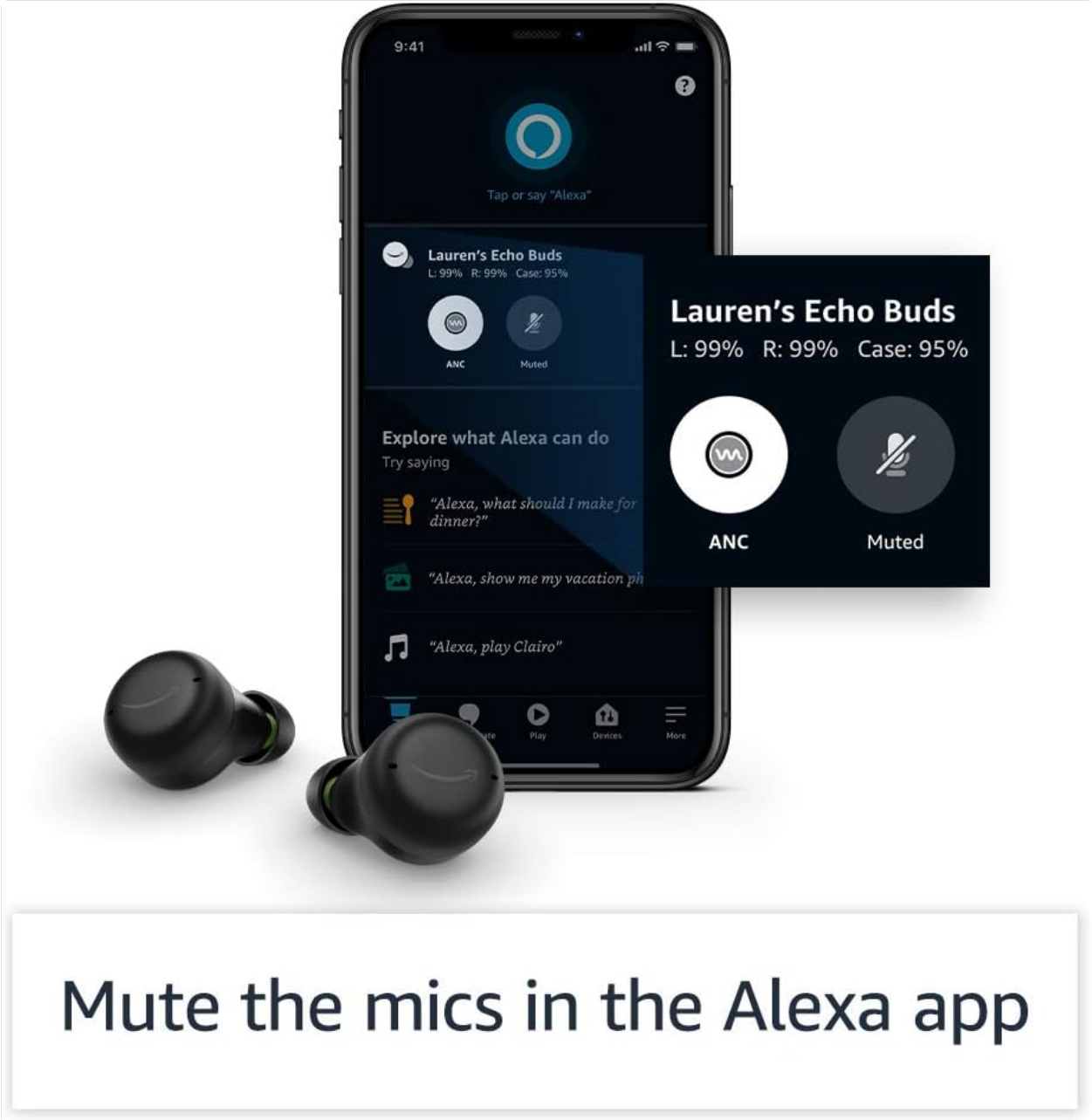
- **No Sound:** Ensure earbuds are charged, properly seated in ears, and connected via Bluetooth. Check volume levels on your device.
- **Pairing Issues:** Ensure earbuds are in pairing mode (blue pulsing light). Turn Bluetooth off and on again on

your device. Try forgetting the device and re-pairing.

- **Active Noise Cancellation Not Working:** Ensure a proper seal with the correct ear tips. Verify ANC is enabled in the Alexa app or via touch controls.
- **Microphone Issues:** Ensure earbuds are clean and not obstructed. Check microphone settings in the Alexa app.

6.2 Resetting Echo Buds

If issues persist, you may need to reset your Echo Buds. Refer to the Alexa app for specific instructions on how to perform a factory reset, as the process may vary slightly.



Mute the mics in the Alexa app

Image: A smartphone displaying the Alexa app interface, showing the battery percentage of the left and right Echo Buds and the charging case, along with options for ANC and muting microphones.

7. SPECIFICATIONS

Feature	Specification
---------	---------------

Feature	Specification
Earbud Dimensions	20.0 x 19.1 x 19.1 mm (without ear tip or wing tip)
Case Dimensions	66.8 x 28.6 x 39.1 mm
Earbud Weight	5.7 g (without ear tip or wing tip)
Case Weight	44.4 g (47.6 g for wireless charging case)
Connectivity	Bluetooth 5.0, Wi-Fi or mobile data via Alexa app
Processors	Realtek RTL8763C Bluetooth System on Chip, NXP Digital Signal Processor
Speakers	5.7 mm dynamic driver
Microphones	3 per earbud (2 external beamforming, 1 internal)
Water Resistance	IPX4 (earbuds only)
Sensors	Accelerometer, proximity, touch, hall (case)
Battery Life (ANC On)	Up to 5 hours music playback (15 hours total with case)
Battery Life (ANC Off)	Up to 6.5 hours music playback (19.5 hours total with case)
Quick Charge	15-min charge provides up to 2 hours music playback
Wireless Charging	Qi-certified wireless charging pads compatible (with wireless charging case)
Privacy Features	Wake word technology, streaming indicator, mute button in Alexa app, voice recording management

8. WARRANTY AND SUPPORT




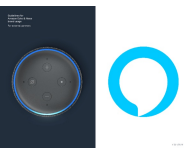


8.1 Limited Warranty

Your Amazon Echo Buds come with a 1-year limited warranty and service. Optional extended warranties (1-year, 2-year, and 3-year) may be available for purchase separately in the U.S. Use of Echo Buds is subject to these terms.

8.2 Customer Support

For further assistance, troubleshooting, or warranty claims, please visit the Amazon support website or contact Amazon customer service directly. The Alexa app also provides resources and diagnostic tools.

Related Documents - Echo Buds

	<p>Amazon Echo Buds (2nd Gen) Quick Start Guide</p> <p>Get started with your Amazon Echo Buds (2nd Gen). This guide covers setup, personalized fit, tap controls, Alexa integration, privacy features, battery management, and connecting to other devices.</p>
	<p>Amazon Echo Buds (2nd Gen) Quick Start Guide</p> <p>A concise guide to setting up, personalizing, and using your Amazon Echo Buds (2nd Gen) with Alexa, including features like tap controls, battery status, and connecting to devices.</p>
	<p>Amazon Echo Buds (2nd Gen) User Guide and Setup</p> <p>A comprehensive guide to setting up, fitting, and using your Amazon Echo Buds (2nd Gen), including tap controls, Alexa features, and troubleshooting.</p>
	<p>Amazon Echo & Alexa Brand Usage Guidelines for External Partners</p> <p>Official guidelines for external partners on the proper usage of Amazon Echo and Alexa brand assets, including logos, typography, colors, and representation in marketing materials. Ensure brand consistency and integrity.</p>
	<p>Amazon Echo & Alexa Brand Usage Guidelines for Third-Party Marketers</p> <p>Comprehensive guidelines for third-party marketers on the correct usage of Amazon Echo and Alexa brand assets, including logos, voice, messaging, and product representation, to ensure brand consistency and integrity.</p>
	<p>Amazon Alexa for Business Administration Guide: Setup, Management, and Features</p> <p>This administration guide provides comprehensive instructions for setting up, managing, and utilizing Amazon Alexa for Business. It covers device management, user enrollment, skill integration, security, and troubleshooting for enterprise environments.</p>