

Manuals+

[Q & A](#) | [Deep Search](#) | [Upload](#)

manuals.plus /

- › [AMP Research](#) /
- › [AMP Research BedStep2 \(Model 75418-01A\) Instruction Manual for 2020-2026 Chevrolet Silverado/GMC Sierra HD](#)

AMP Research 75418-01A

AMP Research BedStep2 (Model 75418-01A) Instruction Manual

FOR 2020-2026 CHEVROLET SILVERADO 2500 HD/3500 HD & GMC SIERRA 2500 HD/3500 HD (MID/LONG BED)

Product Overview

The AMP Research BedStep2 is a frame-mounted, retractable truck step designed to provide convenient and safe access to your truck bed. It mounts just behind the cab, forward of the rear wheel, and can be deployed or retracted with a simple foot nudge. This manual provides essential information for the installation, operation, and maintenance of your BedStep2.



Image: The AMP Research BedStep2 in its deployed position, providing a sturdy step for bed access.

Setup and Installation

Proper installation is crucial for the safe and effective operation of your BedStep2. Please read and follow the vehicle-specific installation instructions provided with your product carefully. All necessary hardware is included.

- **Fitment:** This BedStep2 (Model 75418-01A) is designed for 2020 - 2026 Chevrolet Silverado 2500 HD/3500 HD & GMC Sierra 2500 HD/3500 HD (Mid/Long Bed). Verify compatibility before installation.
- **Hardware:** Ensure all hardware components are present as per the included instructions.
- **Tools:** Gather all required tools before beginning the installation process.
- **Safety:** Always prioritize safety during installation. Use appropriate personal protective equipment and ensure the vehicle is securely supported.

For detailed, step-by-step instructions, refer to the specific installation guide included in your product packaging. Online resources, such as video tutorials, may also be available from the manufacturer.

Operating Instructions

The BedStep2 is designed for simple, hands-free operation.

1. **To Deploy:** With your foot, gently nudge the step downwards. The spring-loaded mechanism will allow the step to extend into its usable position.
2. **To Retract:** With your foot, gently nudge the step upwards. The step will retract and securely stow itself beneath the truck's body, out of sight.

Ensure the step is fully deployed and stable before placing your weight on it. Always maintain three points of contact when entering or exiting the truck bed.



Image: The AMP Research BedStep2 in its retracted position, stowed neatly beneath the truck's body.

Maintenance

The AMP Research BedStep2 is engineered for low maintenance and all-weather performance.

- **Cleaning:** Periodically clean the step surface and mechanism to remove dirt, mud, or debris. Use mild soap and water.
- **Lubrication:** The self-lubricating bushings are designed for maintenance-free operation. No additional lubrication is typically required.
- **Inspection:** Regularly inspect the step for any signs of damage, loose fasteners, or unusual operation. Address any issues promptly.



Image: A close-up view of the BedStep2's textured step surface, designed for secure footing.

Troubleshooting

If you encounter any issues with your BedStep2, consider the following:

- **Difficulty Deploying/Retracting:** Check for any obstructions (dirt, debris, ice) in the mechanism. Ensure all mounting hardware is secure and not overtightened, which could impede movement.
- **Unusual Noises:** Inspect the pivot points for any foreign objects or wear.
- **Loose Step:** Verify that all mounting bolts are tightened to the manufacturer's specifications.

For persistent issues or concerns not addressed here, please contact AMP Research customer support.

Specifications

Feature	Detail
Model Number	75418-01A
Brand	AMP Research
Material	Aluminum, Stainless Steel
Exterior Finish	Aluminum
Color	Black
Item Dimensions (L x W x H)	21 x 10 x 7 inches
Item Weight	14 Pounds

Feature	Detail
Weight Limit	300 Pounds
Vehicle Service Type	Truck
UPC	815410014826

Warranty and Support




AMP Research provides a comprehensive 5-year/60,000 mile warranty for this product. This warranty covers defects in materials and workmanship under normal use.




For warranty claims, technical assistance, or any questions regarding your BedStep2, please contact AMP Research customer support directly. Refer to the contact information provided in your product packaging or visit the official AMP Research website.

Manufacturer: Truck Hero

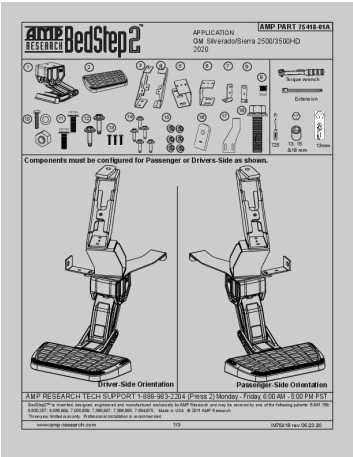
© 2024 AMP Research. All rights reserved.

Related Documents - 75418-01A

	<p>AMP Research BedStep2™ Installation and Operation Guide for GM Silverado/Sierra 2500/3500HD (2020-2022)</p> <p>Official installation, operation, maintenance, and warranty information for the AMP Research BedStep2™ retractable bed step designed for GM Silverado/Sierra 2500/3500HD trucks (2020-2022, Mid/Long bed). Includes part number 75418-01A.</p>
	<p>AMP Research PowerStep Installation Guide for Chevrolet Silverado and GMC Sierra</p> <p>Detailed installation guide for AMP Research PowerStep running boards on Chevrolet Silverado 1500/2500/3500 and GMC Sierra 1500/2500/3500 models (2022-2024). Includes parts list, tools required, step-by-step instructions, and warranty information.</p>
	<p>AMP Research PowerStep Xtreme Installation Guide for Chevrolet Silverado and GMC Sierra</p> <p>Comprehensive installation guide for AMP Research PowerStep Xtreme automatic running boards, detailing part identification, electrical connections, mounting procedures, and final system checks for Chevrolet Silverado and GMC Sierra models.</p>

	<p>AMP Research PowerStep XL Installation Guide for Chevrolet Silverado and GMC Sierra</p> <p>Comprehensive installation guide for AMP Research PowerStep XL running boards on Chevrolet Silverado 1500/GMC Sierra 1500 (2014-2018 Crew Cab) and Chevrolet Silverado 2500/3500 (2015-2019 Crew Cab, Gas Only). Includes parts list, tools required, step-by-step instructions, and warranty information.</p>
	<p>AMP Research BedStep2™ Installation Guide for Dodge Ram (2009-2023) - Part 75406-01A</p> <p>Comprehensive installation guide for the AMP Research BedStep2™ (Part 75406-01A) designed for Dodge Ram DS 1500, 2500, and 3500 trucks (2009-2023). Includes step-by-step instructions, parts list, operation, maintenance, and warranty information.</p>
	<p>AMP Research BedStep2 Installation Guide for Ford Super Duty F-250/F-350</p> <p>Comprehensive installation guide for the AMP Research BedStep2 retractable truck step, compatible with 2023 Ford Super Duty F-250 and F-350 models (driver side only). Includes operation, maintenance, and warranty information.</p>

Documents - AMP Research – 75418-01A



[pdf] Instructions Warranty

Bedstep Product Registration ai 0a951e3ef0df2f7dae61ad5b95b81964 uwp static s3 amazonaws assets production installation instructions 75418 01A |||

APPLICATION AMP PART **75418-01A** GM Silverado/Sierra 2500/3500HD 2020 1 2 3 4 5 6 7 8 9 Torque wrench 10 11 12 14 13 18 15 16 17 Extension T25 13, 15 18 mm Components must be configured for Passenger or Drivers-Side as shown. 13mm Driver-Side Orientation Passenger-Side Orie...

lang:en score:44 filesize: 2.64 M page_count: 7 document date: 2021-01-05

