

VASAGLE LLS062B01

VASAGLE LLS062B01 6-Tier Bookshelf Instruction Manual

Model: LLS062B01

Brand: VASAGLE

1. INTRODUCTION

This manual provides detailed instructions for the assembly, safe use, and maintenance of your VASAGLE LLS062B01 6-Tier Bookshelf. Please read these instructions carefully before beginning assembly and retain this manual for future reference. This bookshelf features a robust steel frame and engineered wood shelves, designed for versatile storage in various home and office environments.

2. SAFETY INSTRUCTIONS

- **Weight Capacity:** Each shelf is designed to hold a maximum weight of 10 kg (22 lbs). Do not exceed this limit per shelf or the total unit capacity of 60 kg (132 lbs).
- **Anti-Tip Kit:** Always secure the bookshelf to a wall using the provided anti-tip kit to prevent accidental tipping, especially in households with children or pets.
- **Level Surface:** Assemble and place the bookshelf on a flat, stable, and level surface to ensure stability. Use the adjustable feet to compensate for uneven floors.
- **Assembly:** Keep small parts away from children during assembly. Ensure all connections are tightened securely before use.
- **Placement:** Avoid placing the bookshelf in areas with high humidity or direct sunlight to prevent material damage.

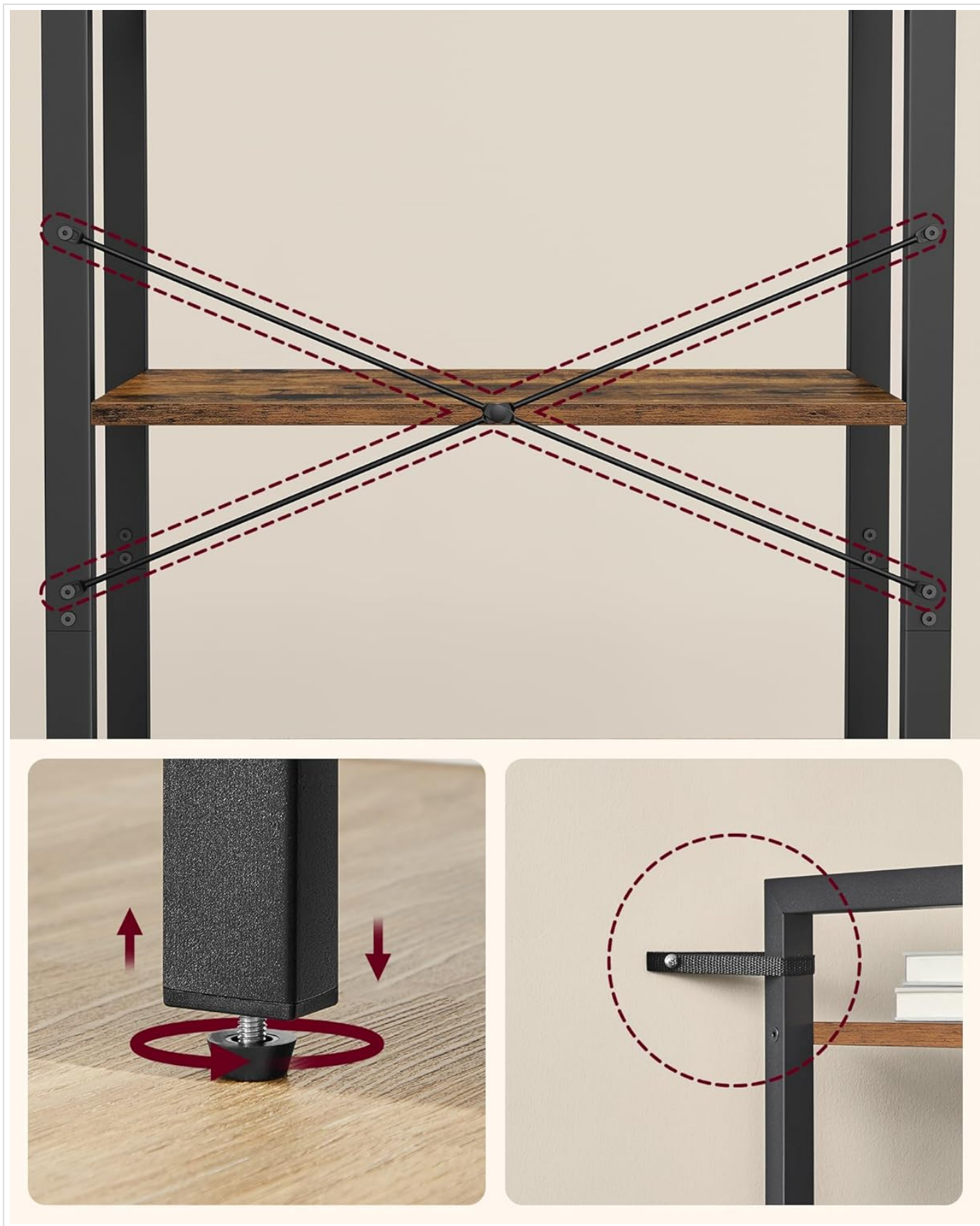


Image Description: This image illustrates key stability features. It shows a close-up of the X-shaped crossbar for structural integrity, adjustable leveling feet at the bottom of the frame to ensure stability on uneven floors, and a wall anchor strap for securing the unit to prevent tipping. These components are crucial for the bookshelf's safety and stability.

3. PACKAGE CONTENTS

Before assembly, please verify that all parts listed in the assembly instructions are present and undamaged. If any parts are missing or damaged, do not proceed with assembly and contact customer support.

- Steel Frame Components
- Engineered Wood Shelves (6 pieces)
- Assembly Hardware (screws, bolts, nuts, etc.)
- Adjustable Leveling Feet
- Anti-Tip Kit (wall anchor strap, screws, wall plugs)
- Assembly Tool (e.g., Allen wrench)
- Instruction Manual

4. SETUP AND ASSEMBLY INSTRUCTIONS

Follow the step-by-step instructions provided in the included assembly guide. Ensure you have enough space and the necessary tools (usually an Allen wrench is provided). It is recommended to assemble the unit with two people for ease and safety.

1. **Unpack and Identify:** Carefully unpack all components and lay them out on a clean, soft surface (e.g., a blanket or cardboard) to prevent scratches. Identify each part using the labels and the parts list in your assembly guide.
2. **Assemble Frame:** Begin by connecting the main steel frame components as per the diagrams. Ensure all screws are finger-tightened initially.
3. **Attach Shelves:** Securely attach the engineered wood shelves to the frame. Pay attention to the orientation of each shelf.
4. **Install X-Brace:** Attach the X-shaped crossbar to the back of the unit. This component significantly enhances the bookshelf's stability.
5. **Tighten All Connections:** Once all parts are in place, systematically tighten all screws and bolts using the provided tool. Do not overtighten.
6. **Install Adjustable Feet:** Screw the adjustable leveling feet into the bottom of the frame.
7. **Secure to Wall:** Position the assembled bookshelf in its desired location. Using the anti-tip kit, secure the unit to a sturdy wall stud or use appropriate wall anchors for your wall type. This step is critical for safety.


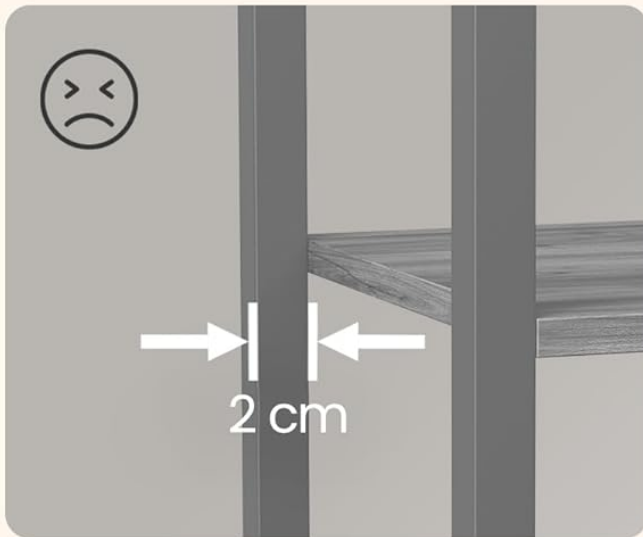


Image Description: This image details the connection points of the steel frame and the placement of the shelves. It highlights how the frame components interlock and how the shelves fit into the structure, ensuring a secure and stable assembly. It also shows the minimal gap between the shelf and the frame, indicating a snug fit.

5. OPERATING AND USAGE

The VASAGLE LLS062B01 Bookshelf is designed for storing books, decorative items, plants, and other household goods. To ensure longevity and safety:

- **Load Distribution:** Distribute weight evenly across all shelves. Avoid concentrating heavy items on a single shelf or one side of the unit.
- **Weight Limits:** Do not exceed the individual shelf weight limit of 10 kg (22 lbs) or the total unit weight limit of 60 kg (132 lbs).
- **Stability Check:** Periodically check the stability of the bookshelf. If it feels wobbly, re-tighten all screws and ensure the adjustable feet are properly set.
- **Intended Use:** This unit is intended for indoor use only.



Image Description: This image displays the VASAGLE 6-Tier Bookshelf in a typical home environment, showcasing its capacity to hold various items such as books, binders, plants, and decorative objects. It highlights the rustic brown shelves and black steel frame, demonstrating its aesthetic and functional integration into a room.

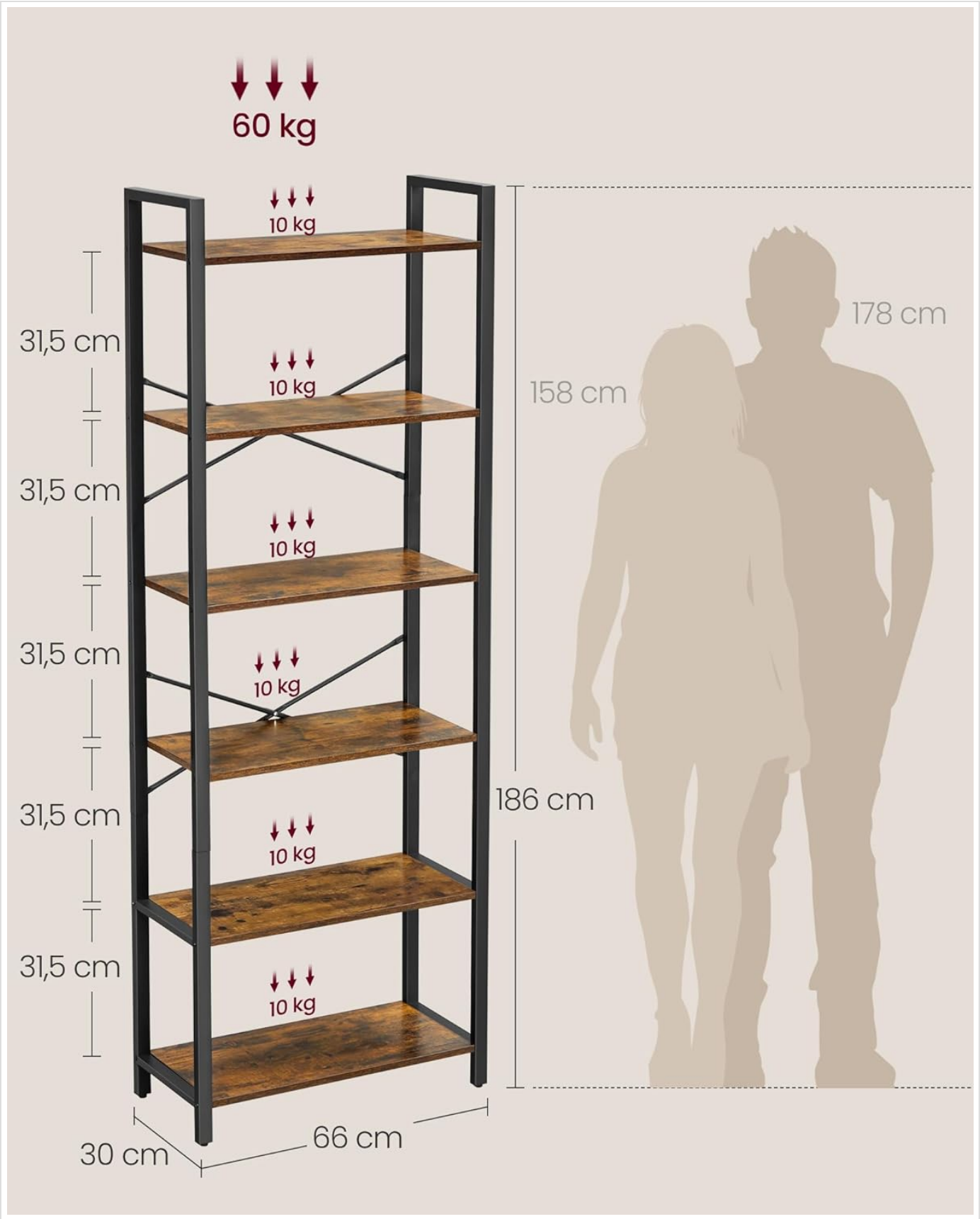


Image Description: This image presents another view of the VASAGLE 6-Tier Bookshelf, positioned next to a sofa and a large plant, illustrating its versatility in different room layouts. The shelves are adorned with books, headphones, vases, and other personal items, emphasizing its role as both a storage and display unit.

6. MAINTENANCE

- **Cleaning:** Wipe the surfaces with a soft, damp cloth. Avoid using abrasive cleaners, harsh chemicals, or excessive moisture, as these can damage the finish.
- **Tightness Check:** Periodically check all screws and connections to ensure they remain tight. Re-tighten if necessary to maintain structural integrity.
- **Environmental Conditions:** Keep the bookshelf in a dry environment. Prolonged exposure to humidity can affect the engineered wood.

7. TROUBLESHOOTING

- **Bookshelf is Wobbly:**
 - Ensure all screws and bolts are fully tightened.
 - Adjust the leveling feet at the bottom of the frame to compensate for uneven floor surfaces.
 - Verify that the anti-tip kit is securely installed and attached to the wall.
- **Parts Missing or Damaged:**
 - Do not proceed with assembly.
 - Contact VASAGLE customer support immediately for replacement parts.

8. SPECIFICATIONS

Model Number	LLS062B01
Brand	VASAGLE
Material	Alloy Steel, Engineered Wood
Number of Shelves	6
Product Dimensions (D x W x H)	30 cm x 66 cm x 186 cm (11.8" x 26" x 73.2")
Weight Capacity per Shelf	10 kg (22 lbs)
Total Weight Capacity	60 kg (132 lbs)
Style	Industrial, Rustic
Mounting Type	Floor Standing with Wall Mount Anti-Tip Kit



Image Description: This diagram provides a clear visual representation of the bookshelf's dimensions: 66 cm width, 30 cm depth, and 186 cm height. It also indicates the height between shelves (31.5 cm) and explicitly states the weight capacity of 10 kg per shelf, with a total capacity of 60 kg for the entire unit. A human silhouette is included for scale, showing the bookshelf's height relative to a person.

9. WARRANTY AND SUPPORT

For any questions, missing parts, or issues regarding your VASAGLE LLS062B01 Bookshelf, please contact VASAGLE customer support. Please have your model number (LLS062B01) and purchase information ready when contacting support.

For more information, visit the [VASAGLE Store](#).