

Manuals+

[Q & A](#) | [Deep Search](#) | [Upload](#)

[manuals.plus](#) /

- › [Creative](#) /
- › [Creative Outlier ONE V2 Wireless Bluetooth Headphones User Manual](#)

Creative Outlier ONE V2 (EF0850-cr)

Creative Outlier ONE V2 Wireless Bluetooth Headphones

USER MANUAL

Introduction

This manual provides essential information for the proper use, setup, and maintenance of your Creative Outlier ONE V2 Wireless Bluetooth Headphones. Please read this manual thoroughly before using the product to ensure optimal performance and longevity.



Image: Creative Outlier ONE V2 Wireless Bluetooth Headphones, showcasing the sleek black design with ear hooks and inline controls.

Package Contents

Verify that all items listed below are present in your product packaging:

- Creative Outlier ONE V2 Wireless Bluetooth Headphones
- USB Charging Cable (Micro USB)
- Silicone Ear Tips (various sizes: S, M, L)
- Secure Ear Hooks (various sizes)
- Carrying Pouch

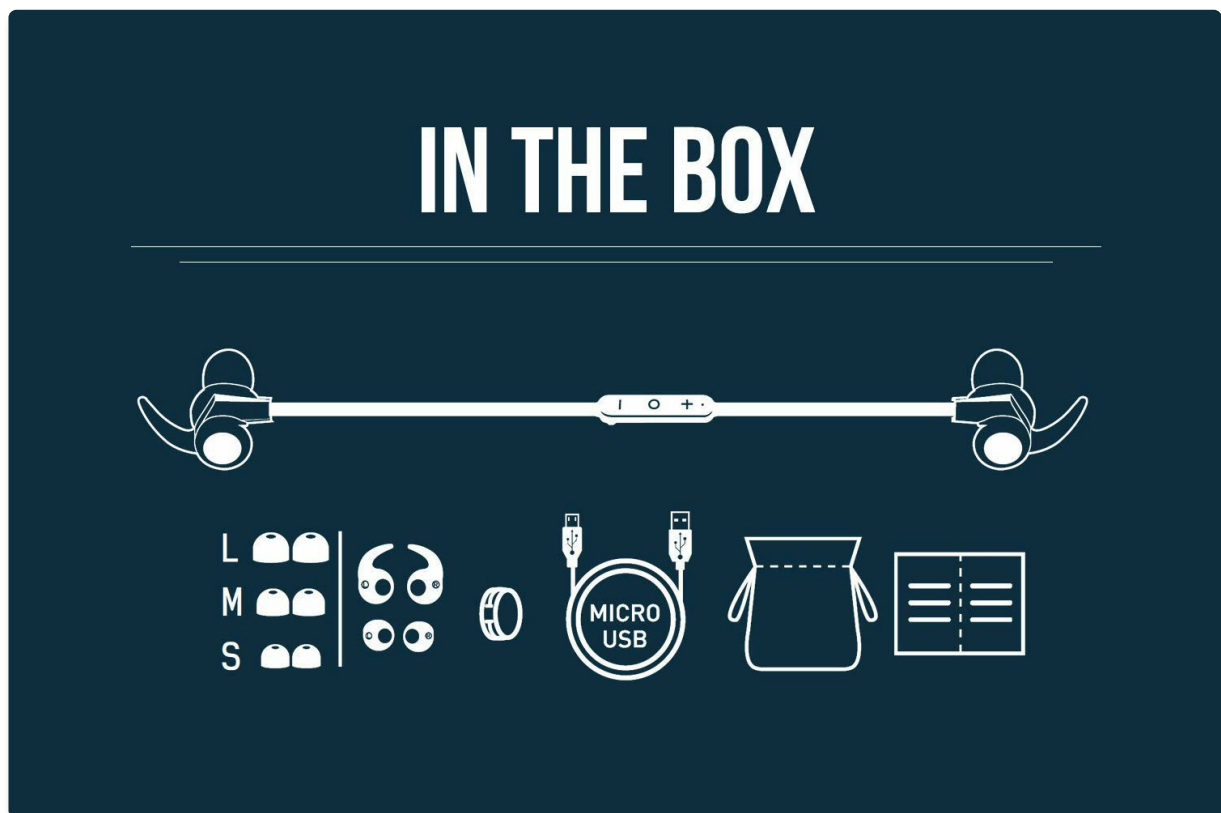


Image: Diagram illustrating the contents included in the Creative Outlier ONE V2 package, including the headphones, ear tips, ear hooks, micro USB cable, and carrying pouch.

Product Features

- **Extended Battery Life:** Enjoy up to 9.5 hours of audio playback on a single charge. A quick 15-minute charge provides 1 hour of playback.



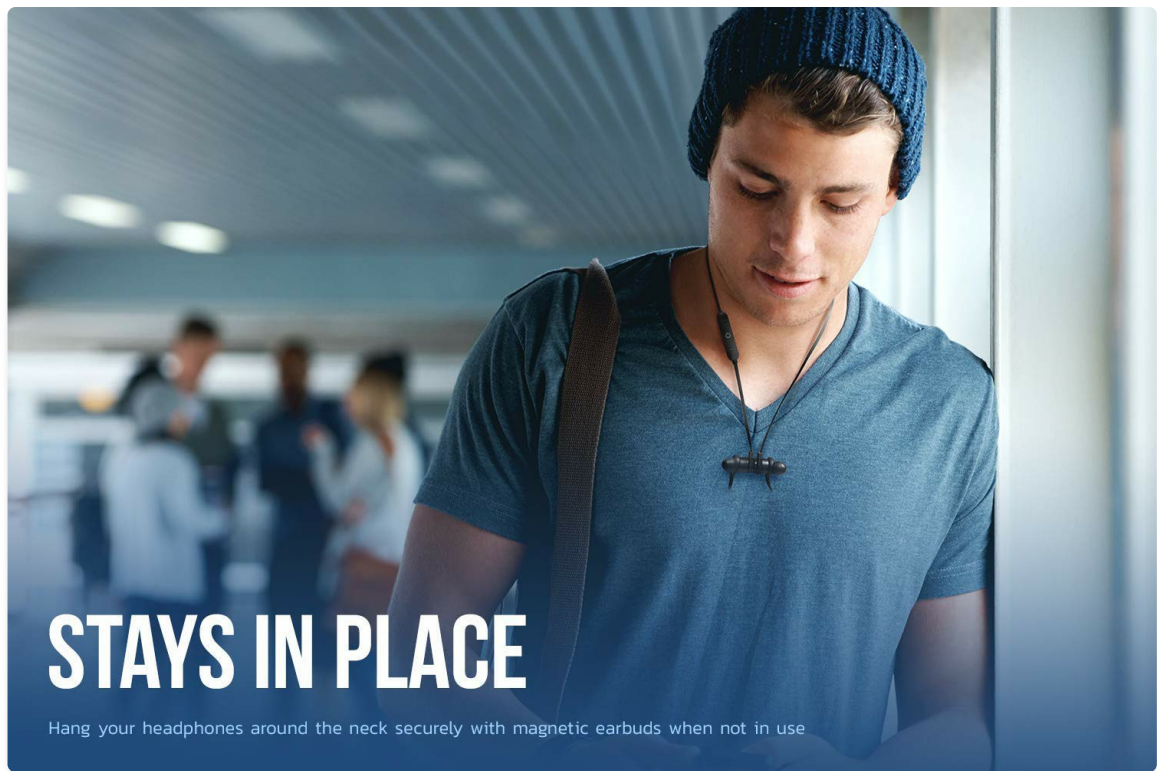
Image: A person running outdoors, illustrating the long battery life suitable for active use.

- **IPX5-Certified Sweatproof:** Designed to withstand sweat and accidental splashes, making them ideal for workouts and outdoor activities.



Image: Close-up of the earphones resting on a wet surface with water droplets, demonstrating their IPX5 sweatproof rating.

- **Ergonomic, Tangle-Free Cable:** Lightweight at 15g (0.53 Oz) with a sleek, flat matte-black behind-the-neck cable design for comfortable wear and reduced tangling.
- **Secure Magnetic Earbuds:** The earbuds feature magnets that allow them to securely clip together around your neck when not in use, preventing loss.



STAYS IN PLACE

Hang your headphones around the neck securely with magnetic earbuds when not in use

Image: A person wearing the headphones with the earbuds magnetically connected around their neck, illustrating the secure fit feature.

- **Noise-Isolating Aura Seal Silicone Ear Tips:** Fitted with soft silicone tips that block out ambient noise, delivering outstanding deep bass and balanced audio.
- **Convenient All-in-One Controls:** Easily manage music playback, calls, and smart assistant activation with intuitive inline buttons.

CONVENIENT ALL-IN-ONE CONTROLS

Easily control your music playback or even access Siri / Google Assistant, all at the press of a button



Image: A detailed diagram of the inline control module, indicating buttons for Volume Up/Next Track, Power (ON/OFF)/Play/Pause/Smart Assistant, and Volume Down/Prev. Track.

Charging the Headphones

1. Locate the Micro USB charging port on the inline control module.
2. Connect the provided USB charging cable to the headphones and a power source (e.g., computer USB port, USB wall adapter).
3. The LED indicator will illuminate during charging and change color or turn off when fully charged.

Bluetooth Pairing

1. Ensure the headphones are turned off.
2. Press and hold the Power button on the inline control module until the LED indicator flashes rapidly (usually blue and red), indicating pairing mode.
3. On your Bluetooth-enabled device (smartphone, tablet, computer), go to the Bluetooth settings.
4. Search for available devices and select "Creative Outlier ONE V2" from the list.
5. Once connected, the LED indicator on the headphones will typically show a solid blue light or flash slowly.

Operating Instructions

Power On/Off

- **Power On:** Press and hold the Power button for approximately 3 seconds.
- **Power Off:** Press and hold the Power button for approximately 3 seconds.

Music Playback

- **Play/Pause:** Press the Power button once.
- **Volume Up:** Press the '+' button.
- **Volume Down:** Press the '-' button.
- **Next Track:** Press and hold the '+' button.
- **Previous Track:** Press and hold the '-' button.

Call Management

- **Answer/End Call:** Press the Power button once.
- **Reject Call:** Press and hold the Power button for 2 seconds.

Smart Assistant (Siri/Google Assistant)

- **Activate:** Double-press the Power button.

Maintenance

- **Cleaning:** Use a soft, dry cloth to wipe the headphones. For ear tips, remove them and clean with mild soap and water, then dry thoroughly before reattaching.
- **Storage:** Store the headphones in the provided carrying pouch when not in use to protect them from dust and damage. Avoid storing in extreme temperatures.
- **Water Resistance:** While IPX5-certified sweatproof, avoid submerging the headphones in water. Dry them completely if they get wet from sweat or splashes before charging or storing.
- **Battery Care:** To preserve battery life, avoid fully discharging the headphones frequently. Charge them regularly, even if not in use for extended periods.

Troubleshooting

Problem	Possible Cause	Solution
Headphones do not power on.	Low battery.	Charge the headphones fully.
Cannot pair with device.	Headphones not in pairing mode; device Bluetooth off; interference.	Ensure headphones are in pairing mode. Turn device Bluetooth off/on. Move closer to device.
No sound or low volume.	Volume too low; headphones not connected; incorrect audio output.	Increase volume on headphones and device. Reconnect headphones. Check device audio settings.
Intermittent connection.	Distance from device; interference.	Reduce distance between headphones and device. Avoid strong Wi-Fi signals or other Bluetooth devices.

Specifications

Feature	Detail
Model Number	EF0850-cr
Connectivity Technology	Bluetooth 5.0
Water Resistance Level	IPX5 (Sweatproof)
Battery Life	Up to 9.5 hours
Charging Time	15 minutes charge for 1 hour playback
Microphone	Built-In
Control Type	Inline Buttons (Touch Control)
Cable Feature	Tangle Free
Item Weight	99.8 g (approx. 0.22 lbs)
Product Dimensions	1.91 x 2.79 x 3.4 cm (0.75 x 1.1 x 1.34 inches)
Material	Silicone
UPC	786513543998

Warranty and Support







This product comes with a minimum six-month supplier-backed warranty, ensuring peace of mind regarding its performance and quality.

For technical support, warranty claims, or further assistance, please refer to the contact information provided with your purchase documentation or visit the official Creative website.

Please retain your proof of purchase for warranty purposes.

© 2024 Creative Labs. All rights reserved.

Related Documents - Outlier ONE V2 (EF0850-cr)

	<p>Creative Outlier Gold True Wireless Sweatproof In-Ear Headphones - User Manual & Specifications</p> <p>Comprehensive guide for Creative Outlier Gold true wireless sweatproof in-ear headphones, covering setup, Bluetooth pairing, controls, technical specifications, and troubleshooting tips for connection issues.</p>
	<p>Creative Outlier Air / Air Sports True Wireless Earbuds: User Manual & Specifications</p> <p>Comprehensive guide for Creative Outlier Air and Outlier Air Sports true wireless earbuds, covering setup, controls, technical specifications, and troubleshooting. Learn how to pair, charge, and optimize your listening experience.</p>
	<p>Creative Outlier Pro True Wireless Earbuds Quick Start Guide and Specifications</p> <p>Get started with your Creative Outlier Pro True Wireless Earbuds. This guide covers setup, controls, charging, technical specifications, app integration, and troubleshooting common connectivity issues.</p>
	<p>Creative Outlier Mini PuroFlex Bone Conduction Headphones: Specifications, Warranty & Usage Guide</p> <p>A comprehensive guide for the Creative Outlier Mini PuroFlex bone conduction headphones, detailing specifications, warranty information, charging instructions, operational controls, maintenance tips, and safety compliance information.</p>
	<p>Creative Outlier Free Mini Bone Conduction Bluetooth Headphones - Quick Start Guide</p> <p>Get started with your Creative Outlier Free Mini bone conduction Bluetooth headphones. This guide covers setup, controls, charging, multipoint pairing, master reset, and technical specifications.</p>
	<p>Creative Outlier Free Wireless Bone Conduction Headphones - Quick Start Guide</p> <p>Concise guide to setting up and using Creative Outlier Free wireless bone conduction headphones with Bluetooth 5.3. Includes controls, pairing, LED indicators, and technical specifications.</p>

