

KingSom BT601

KingSom Pool Bluetooth Speaker User Manual

Model: BT601

INTRODUCTION

This manual provides essential information for the safe and effective operation of your KingSom Pool Bluetooth Speaker. Please read this manual thoroughly before using the product and retain it for future reference.

The KingSom Pool Bluetooth Speaker is designed for outdoor and water environments, featuring IPX7 waterproofing, colorful LED lights, and hands-free calling capabilities. It is suitable for use in pools, hot tubs, showers, and various outdoor activities.

WHAT'S IN THE BOX

Upon opening the package, verify that all items listed below are present and in good condition:

- KingSom Floating Bluetooth Pool Speaker
- USB Charging Cable
- Instructions Manual (this document)

SPECIFICATIONS

Feature	Detail
Brand	KingSom
Model Name	BT601
Waterproof Rating	IPX7 (Immersion up to 1 meter for 30 minutes)
Connectivity Technology	Bluetooth, USB
Wireless Communication	Bluetooth 5.0
Bluetooth Range	Up to 15 meters (49 feet)
Speaker Type	Outdoor, Portable, Floating

Audio Output Mode	Stereo
Built-in Microphone	Yes (for hands-free calls)
LED Lights	7 color changing themes, slow/fast flashing modes
Power Source	Battery Powered (2 Lithium Ion batteries required)
Product Dimensions	5"D x 5"W x 3.4"H (120mm x 88mm)
Item Weight	340 Grams (12 ounces)
Material	Plastic

Setup

Charging the Speaker

Before first use, fully charge the speaker. Connect the provided USB charging cable to the DC Charging Port on the speaker and the other end to a standard USB power adapter (not included) or a computer's USB port. The charging indicator light will provide feedback on the charging status. Refer to the "Button Function" diagram for the location of the DC Charging Port.

Button Function

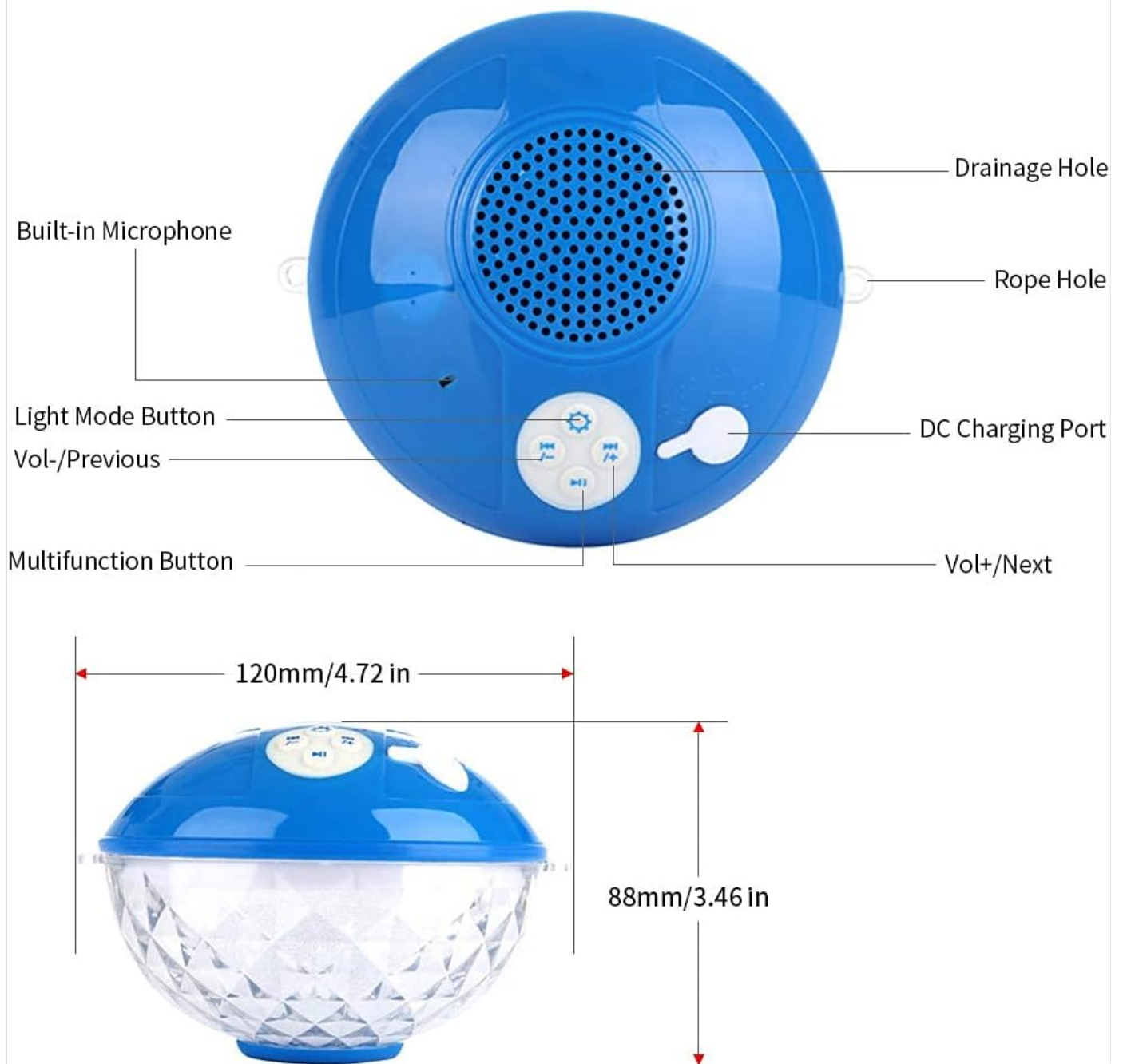


Figure 1: Speaker Button Functions and Dimensions. Note the DC Charging Port for power input.

OPERATING INSTRUCTIONS

Power On/Off

- To power on, press and hold the Multifunction Button until you hear an audible prompt.
- To power off, press and hold the Multifunction Button again until the speaker shuts down.

Bluetooth Pairing

1. Ensure the speaker is powered on and in pairing mode (indicated by a flashing LED light).
2. On your Bluetooth-enabled device (smartphone, tablet, etc.), navigate to the Bluetooth settings.
3. Search for available devices and select "KingSom BT601" (or similar name) from the list.
4. Once paired, the speaker will provide an audible confirmation, and the LED light will change to a steady state.

The speaker can maintain a Bluetooth connection up to 15 meters (49 feet) away from your device.



Figure 2: The KingSom speaker is designed for use in water environments like pools.

Music Playback Control

- **Play/Pause:** Press the Multifunction Button once.
- **Next Track:** Press the "Vol+/Next" button once.
- **Previous Track:** Press the "Vol-/Previous" button once.
- **Volume Up:** Press and hold the "Vol+/Next" button.
- **Volume Down:** Press and hold the "Vol-/Previous" button.

Hands-Free Calling

The built-in microphone allows for hands-free communication when connected to your smartphone.

- **Answer Call:** Press the Multifunction Button once when a call comes in.
- **End Call:** Press the Multifunction Button once during a call.

- **Reject Call:** Press and hold the Multifunction Button when a call comes in.



Figure 3: Hands-free calling feature in use.

LED Light Modes

The speaker features multiple LED light modes to enhance your experience. Press the "Light Mode Button" to cycle through the available modes:

- 7 different color changing themes
- Slow flashing mode
- Fast flashing mode



Figure 4: Visual representation of the 7 light modes.




Figure 5: Speaker demonstrating its colorful LED lights while floating in water.

Usage Environments

The IPX7 waterproof rating makes this speaker suitable for various environments:

- **Water Environments:** Pools, hot tubs, showers, baths.
- **Outdoor Activities:** Beach, picnics, camping, kayaking.
- **Indoor Use:** General home use, yoga sessions.

IPX7 Waterproof

bluetooth speaker for hot tub



Figure 6: Speaker in use in a hot tub, demonstrating its IPX7 waterproof capability.




Figure 7: Versatile usage scenarios for the KingSom speaker.



Figure 8: Speaker's floatable design in a pool setting.



Figure 9: Speakers used for outdoor ambiance and lighting.

MAINTENANCE

- **Cleaning:** Wipe the speaker with a soft, damp cloth. Do not use abrasive cleaners or solvents.
- **Drying:** After use in water, ensure the speaker is thoroughly dried, especially around the charging port, before charging or storing.
- **Storage:** Store the speaker in a cool, dry place away from direct sunlight and extreme temperatures.
- **Battery Care:** To prolong battery life, avoid fully discharging the battery frequently. Charge the speaker regularly, even if not in use for extended periods.

TROUBLESHOOTING

Problem	Possible Cause	Solution
Speaker does not turn on.	Battery is depleted.	Charge the speaker using the provided USB cable.
Cannot pair with Bluetooth device.	Bluetooth is not enabled on your device. Speaker is too far from the device. Speaker is already paired with another device.	Ensure Bluetooth is on. Move speaker closer (within 15m). Disconnect from other devices or restart speaker.
No sound or distorted sound.	Volume is too low. Speaker is out of Bluetooth range. Water in speaker grille (if recently submerged).	Increase volume on speaker and device. Move speaker closer to device. Shake out excess water and allow to air dry.
LED lights not working.	Light mode is off or stuck. Battery is low.	Press the Light Mode Button to cycle modes. Charge the speaker.

WARRANTY AND SUPPORT

The KingSom Pool Bluetooth Speaker comes with a **Limited Warranty**. For specific details regarding warranty coverage and duration, please refer to the warranty information provided with your purchase documentation or contact KingSom customer support.



If you encounter any issues or have questions regarding your speaker, please contact KingSom customer support for assistance. We are committed to resolving any problems you may experience with our product.

Contact information for KingSom support can typically be found on the product packaging, the official KingSom website, or through your purchase platform (e.g., Amazon seller page).

For purchases made on Amazon, you can visit the [KingSom Store on Amazon](#) or contact the seller "KingSomDirect" via

your order details for support.

Related Documents - BT601

	<p>BT601 Waterproof Bluetooth Speaker User Manual</p> <p>User manual for the BT601 waterproof Bluetooth speaker with LED light. Includes features, button functions, pairing instructions, charging information, and FCC compliance.</p>
	<p>AFK BT601 Bluetooth Speaker User Manual</p> <p>Comprehensive user manual for the AFK BT601 Bluetooth Speaker, covering device operation, troubleshooting, specifications, and packing list.</p>