

ZdalaMit AKB74815321

ZdalaMit AKB74815321 Replacement Remote Control User Manual

Model: AKB74815321 | Brand: ZdalaMit

INTRODUCTION

This manual provides instructions for the ZdalaMit AKB74815321 replacement remote control, designed for use with various LG Sound Bar models. This remote control offers direct functionality without the need for programming or pairing, ensuring a straightforward user experience.

Compatible LG Sound Bar Models:

- SJ5Y
- SPJ5B-W
- SJ4Y
- SPJ4B-W
- SH5B
- SH5
- SJ5B
- SJ5
- SPJ5-W

PACKAGE CONTENTS

- 1x ZdalaMit AKB74815321 Replacement Remote Control

Note: Batteries are not included and must be purchased separately.

SETUP

Battery Installation

1. Locate the battery compartment on the back of the remote control.
2. Slide the battery cover downwards or in the direction indicated by an arrow to open it.
3. Insert two (2) 1.5V AAA alkaline batteries, ensuring the positive (+) and negative (-) terminals align correctly with the markings inside the compartment.

4. Replace the battery cover by sliding it back into position until it clicks securely.

Once batteries are installed, the remote control is ready for immediate use with compatible LG Sound Bar models. No additional programming or pairing is required.

OPERATING INSTRUCTIONS

The ZdalaMit AKB74815321 remote control provides direct access to essential functions of your LG Sound Bar. Point the remote control directly at the sound bar's infrared receiver for optimal performance.



Image: Front view of the ZdalaMit AKB74815321 replacement remote control, showing all buttons.

Button Functions:

- **Power ():** Turns the sound bar on or off.

- **F (Function):** Cycles through input sources (e.g., Optical, Bluetooth, USB).
- **SOUND EFFECT:** Changes the sound mode or equalizer settings.
- **VOL + / -:** Increases or decreases the volume level.
- **Mute ():** Mutes or unmutes the sound.
- **Sleep ():** Activates or deactivates sleep timer function.
- **↑↓ (Up/Down Arrows):** Navigates through menus or settings.
- **Previous ():** Skips to the previous track or file.
- **Play/Pause ():** Plays or pauses media playback.
- **Next ():** Skips to the next track or file.
- **FOLDER +:** Navigates to the next folder during USB playback.
- **REPEAT:** Toggles repeat playback modes (e.g., repeat one, repeat all).
- **AUTO VOL:** Activates or deactivates automatic volume leveling.
- **AV SYNC:** Adjusts audio-video synchronization.
- **AUTO POWER:** Enables or disables automatic power on/off based on TV status.

MAINTENANCE

- **Cleaning:** Use a soft, dry cloth to clean the remote control. Avoid using liquid cleaners or abrasive materials.
- **Battery Care:** Remove batteries if the remote control will not be used for an extended period to prevent leakage. Replace old batteries promptly to maintain optimal performance.
- **Storage:** Store the remote control in a cool, dry place away from direct sunlight and extreme temperatures.

TROUBLESHOOTING

Remote Control Not Responding:

- **Check Batteries:** Ensure batteries are inserted correctly with the correct polarity (+/-). Replace old or depleted batteries with new 1.5V AAA alkaline batteries.
- **Line of Sight:** Verify there are no obstructions between the remote control and the LG Sound Bar's infrared receiver. Ensure you are pointing the remote directly at the sound bar.
- **Distance:** Ensure you are within the effective operating range of the remote control (typically up to 20 feet or 6 meters).
- **Sound Bar Power:** Confirm that the LG Sound Bar is powered on and functioning correctly.

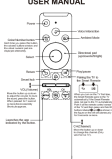


SPECIFICATIONS

Model	AKB74815321
Brand	ZdalaMit
Power Supply	2 x 1.5V AAA Alkaline Batteries (not included)
Connectivity Technology	Infrared (IR)
Compatible Devices	LG Sound Bars (SJ5Y, SPJ5B-W, SJ4Y, SPJ4B-W, SH5B, SH5, SJ5B, SJ5, SPJ5-W)
Product Dimensions	4.3 x 1.5 x 0.5 inches (10.9 x 3.8 x 1.3 cm)
Item Weight	1.13 ounces (32 grams)

SUPPORT

For any questions or assistance regarding your ZdalaMit AKB74815321 replacement remote control, please contact the seller or manufacturer directly. Refer to your purchase documentation for specific contact information.

Related Documents - AKB74815321

 <p>USER MANUAL</p> <p>FCC ID: 2A4YN-MIC-VOICE-RC</p>	<p>ZDALAMIT INC MIC-VOICE-RC Remote Control User Manual</p> <p>User manual for the ZDALAMIT INC MIC-VOICE-RC remote control, detailing button functions, pairing instructions, and FCC compliance information.</p>
 <p>FCC U.S. Agent Designation for Shenzhenshichengxingwangdianzishangwuyouxiangongsi (FCC ID: 2BLKOBT800)</p> <p>Official U.S. Agent Designation letter for Shenzhenshichengxingwangdianzishangwuyouxiangongsi, appointing ZDALAMIT INC as the agent for service of process for equipment authorized under FCC ID 2BLKOBT800. Includes agent contact details and regulatory compliance information.</p>	
 <p>FCC ID 2A4YN-MIC-VOICE-RC - ZDALAMIT INC Remote Control</p> <p>FCC filing details and visual description for the ZDALAMIT INC MIC-VOICE-RC remote control, FCC ID 2A4YN-MIC-VOICE-RC.</p>	