

manuals.plus /

› [boreal](#) /

› [Boreal BRISA 12,000 BTU 17 SEER Wall Mount Ductless Mini Split System User Manual](#)

boreal BRISA 12000

Boreal BRISA 12,000 BTU 17 SEER Wall Mount Ductless Mini Split System User Manual

Model: BRISA 12000

PRODUCT OVERVIEW

The Boreal BRISA 12,000 BTU 17 SEER Wall Mount Ductless Mini Split System is designed to provide efficient heating and cooling for spaces ranging from 400 to 650 square feet. This 1-ton, 230V system offers a quiet and compact solution for maintaining comfortable indoor temperatures in various climates.



Figure 1: Complete Boreal BRISA Mini Split System, including the indoor air handler, outdoor condenser, and wireless remote control.

KEY FEATURES

- **Complete System:** Includes outdoor condenser, indoor wall-mounted air handler, and wireless remote control. (Lineset required, but not included).
- **Efficient Climate Control:** Designed for room comfort and energy savings, suitable for heating or cooling.
- **High Efficiency Ratings:** SEER / EER: 17 / 9.25 | HSPF / COP: 9 / 3.25.
- **Coverage Area:** Effectively heats or cools rooms between 400 - 650 square feet.
- **Quiet and Compact Design:** Engineered for minimal noise and a space-saving footprint.

SPECIFICATIONS

Attribute	Value
Brand	Boreal
Model Number	BRISA 12000

Attribute	Value
Part Number	BRS12HPJ1A
Power Source	Corded Electric
Voltage	230 Volts
Installation Method	Split System
Item Package Quantity	1
Sound Level	56 dB
Special Features	Remote control
Capacity	1 Tons (12,000 BTU)
Cooling Power	12000 British Thermal Units
BEE Star Rating	4 Star
Seasonal Energy Efficiency Ratio (SEER)	17
Refrigerant	R-410A

Boreal Brisa - Single

INDOOR UNITS

(W x H x D) MEASUREMENT

9,000 BTU	31" x 10.75" x 7"
12,000 BTU	33.25" x 11.25" x 8"
18,000 BTU	38" x 11.75" x 8.75"
24,000 BTU	42.25" x 12.75" x 9"
30,000 BTU	53" x 12.75" x 10"
36,000 BTU	53" x 12.75" x 10"

OUTDOOR UNITS

MEASUREMENT

9,000 BTU	30" x 21.25" x 10"
12,000 BTU	30" x 21.25" x 10"
18,000 BTU	35.75" x 25" x 12.25"
24,000 BTU	35.75" x 25" x 12.25"
30,000 BTU	39" x 31" x 14"
36,000 BTU	39" x 31" x 14"

Figure 2: The compact outdoor condenser unit of the Boreal BRISA system.



Figure 3: The sleek indoor wall-mounted air handler unit.



Figure 4: Dimensions for Boreal BRISA indoor and outdoor units by BTU capacity.

SETUP AND INSTALLATION

The Boreal BRISA is a split-system air conditioner, meaning it consists of an indoor unit and an outdoor unit connected by refrigerant lines (lineset not included). Proper installation is crucial for optimal performance and warranty validity.

Important: Installation must be performed by a state-licensed HVAC contractor to ensure eligibility for the manufacturer's warranty. The system operates on 230 Volts.

Pre-Installation Checklist:

- Verify power supply (230V).
- Ensure adequate space for both indoor and outdoor units, allowing for proper airflow and maintenance access.
- Acquire necessary lineset and electrical wiring (not included with the system).
- Consult with a licensed HVAC professional for installation planning and execution.

OPERATING INSTRUCTIONS

The Boreal BRISA system is controlled via the included wireless remote control. The indoor unit features a digital display that shows the current temperature and operational status.

Remote Control Functions:

- **Power On/Off:** Activates or deactivates the unit.
- **Mode Selection:** Switch between cooling, heating, fan, and dry modes.

- **Temperature Adjustment:** Set desired temperature.
- **Fan Speed Control:** Adjust fan intensity.
- **Swing Function:** Control the vertical movement of the air louvers to distribute air evenly.
- **Timer Function:** Program the unit to turn on or off at specific times.
- Refer to the detailed remote control guide included in your product packaging for advanced features and specific button layouts.

MAINTENANCE

Regular maintenance ensures the longevity and efficiency of your Boreal BRISA mini split system. Always disconnect power to the unit before performing any maintenance.

Recommended Maintenance:

- **Filter Cleaning:** Clean the air filters in the indoor unit regularly (e.g., every 2-4 weeks, depending on usage and air quality). Refer to the full manual for instructions on filter removal and cleaning.
- **Outdoor Unit Cleaning:** Keep the outdoor condenser unit free from debris, leaves, and dirt to ensure proper airflow. Periodically rinse the coils with water (ensure power is off).
- **Professional Inspection:** Schedule annual professional maintenance with a licensed HVAC technician to check refrigerant levels, electrical connections, and overall system health.

TROUBLESHOOTING

Before contacting customer support, please review the following common issues and their potential solutions:

Problem	Possible Cause	Solution
Unit does not turn on.	No power, remote control batteries dead, circuit breaker tripped.	Check power supply, replace remote batteries, reset circuit breaker.
Insufficient cooling/heating.	Dirty air filters, blocked outdoor unit, low refrigerant, incorrect mode setting.	Clean filters, clear debris from outdoor unit, check mode, contact HVAC professional for refrigerant check.
Unusual noises.	Loose parts, fan obstruction, refrigerant flow issues.	Inspect for loose parts, remove obstructions, if noise persists, contact professional.
Water leakage from indoor unit.	Clogged drain line, improper installation.	Check and clear drain line, if issue persists, contact licensed HVAC contractor.

For issues not listed here or if solutions do not resolve the problem, please contact Boreal customer support or a licensed HVAC professional.

WARRANTY AND SUPPORT

Boreal offers a manufacturer's warranty for this product:

- **Parts:** Three (3) Years on all parts.
- **Compressor:** Five (5) Years on the compressor.

Important Warranty Condition: To be eligible for warranty coverage, installation must be performed by a state-licensed





HVAC contractor.

For further support, product information, or to locate a licensed contractor, please visit the official Boreal store:

Visit the Boreal Store

© 2024 Boreal. All rights reserved.

Related Documents - BRISA 12000

	<p>Perfect Aire Limited Warranty for Quick Connect Ductless Systems</p> <p>Details the limited warranty terms and conditions for Perfect Aire Quick Connect Single Zone Ductless Systems purchased through HVACDirect.com, covering 1-year full unit replacement and 7-year parts and compressor coverage.</p>
	<p>Pioneer WAS/WYS Series Ductless Mini Split Air Conditioner & Heat Pump Installation Manual</p> <p>Comprehensive installation guide for Pioneer WAS/WYS Series ductless mini-split air conditioners and heat pumps, detailing safety, unit setup, refrigerant piping, electrical connections, and testing procedures for Inverter+ and Inverter++ models.</p>
	<p>MRCOOL Easy Pro® Fast Connect® Installation & Owner's Manual</p> <p>Comprehensive guide for the MRCOOL Easy Pro® Fast Connect® ductless mini-split air conditioning and heat pump system, covering installation, operation, maintenance, safety precautions, and troubleshooting.</p>
	<p>AUX Split Air Conditioner Installation and Operation Manual</p> <p>This manual provides comprehensive instructions for the installation, operation, and safety precautions for AUX Split Air Conditioners. It covers indoor and outdoor unit installation, electrical connections, refrigerant handling, and testing procedures.</p>

