

Linkind Dimmable A19

Linkind A19 Dimmable LED Light Bulbs Instruction Manual

1. INTRODUCTION

Thank you for choosing Linkind A19 Dimmable LED Light Bulbs. These bulbs are designed to provide efficient, high-quality lighting with dimming capabilities, suitable for various indoor applications. This manual provides essential information for the safe installation, operation, and maintenance of your new LED bulbs.



Image 1.1: Linkind A19 Dimmable LED Light Bulbs (6-pack).

2. PRODUCT FEATURES

- **Dimmable:** Smooth dimming from 10% to 100% with compatible LED dimmers.
- **Color Temperature:** 5000K Daylight for a bright, natural light appearance.
- **Energy Efficient:** 5 Watts (40W incandescent equivalent), providing 480 Lumens.
- **Long Lifespan:** Rated for 15,000 hours, offering extended use.
- **High Color Rendering Index (CRI):** CRI80+ ensures vivid and accurate color representation.
- **Instant On:** Provides full brightness immediately with no warm-up time.
- **Quiet Operation:** Designed for no buzzing, humming, or flickering.
- **Standard Base:** E26 medium screw base for easy installation in most fixtures.
- **Certifications:** UL Listed and FCC Certified for safety and quality assurance.



Instant on



Color Temp
5000K



15,000hr
Lifespan



CRI \geq 80



Beam Angle
230°



Dimmable
10%~100%



Brightness
480lm



5W Equivalent
to 40W

6cm/2.36in



10.6cm/4.17in

Image 2.1: Key features and dimensions of the Linkind A19 LED bulb.

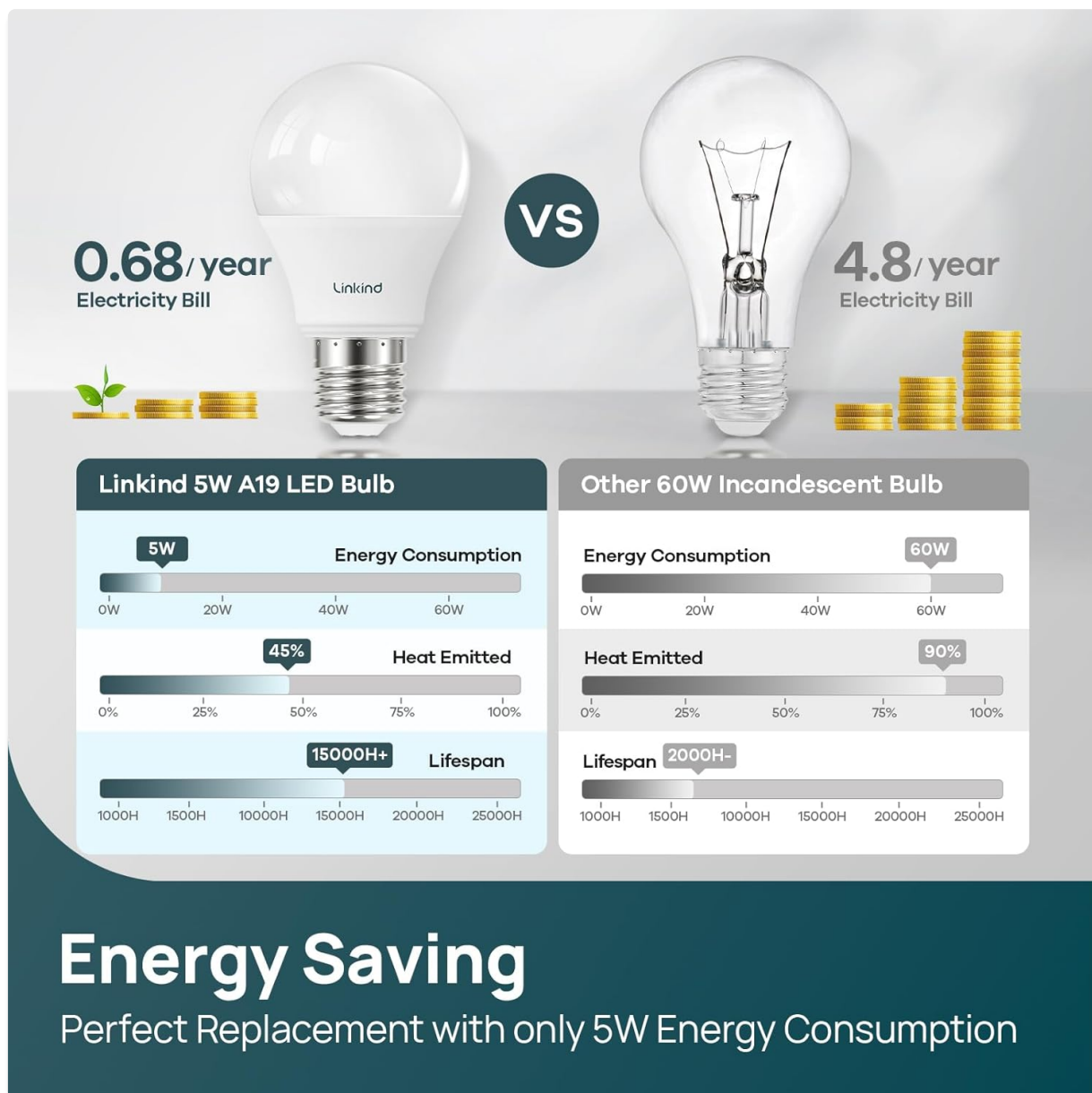


Image 2.2: Energy saving comparison between Linkind LED and incandescent bulbs.

Protect Your Eyes

Non-flicker and non-buzzing protects you from migraines, headaches, eye strain, etc.




Image 2.3: Illustration of flicker-free and buzz-free operation for eye comfort.

3. SAFETY INFORMATION

Please read and understand all safety instructions before installing or using these LED bulbs. Failure to follow these instructions may result in electric shock, fire, or other hazards.

- **Indoor Use Only:** These bulbs are designed for indoor applications. Do not use them in outdoor fixtures unless specifically rated for outdoor use.
- **Voltage:** Operate only on 120V, 60Hz circuits.
- **Dimmer Compatibility:** Ensure your dimmer switch is compatible with LED bulbs. Incompatible dimmers may cause flickering or damage to the bulb.
- **Enclosed Fixtures:** Suitable for use in totally enclosed luminaires.
- **Installation:** Always turn off power to the fixture before installing or removing the bulb.
- **No Mercury:** These bulbs do not contain mercury.
- **Shatter Resistant:** Designed to be shatter resistant.
- **Do Not Disassemble:** Do not attempt to disassemble or modify the bulb.

4. INSTALLATION

Installing your Linkind A19 LED bulbs is a simple process. Follow these steps:

1. **Turn Off Power:** Before replacing any bulb, ensure the power to the light fixture is turned off at the switch and, if necessary, at the circuit breaker.
2. **Remove Old Bulb:** Carefully unscrew the existing bulb from the fixture. Allow it to cool if it has been recently in use.
3. **Install New Bulb:** Screw the Linkind A19 LED bulb into the E26 medium screw base socket until it is finger-tight. Do not overtighten.
4. **Restore Power:** Turn the power back on at the switch and circuit breaker.
5. **Test:** Turn on the light to ensure the bulb is functioning correctly.

Important Note on Dimmers: These bulbs are dimmable. For optimal performance and to avoid flickering or damage, use with LED-compatible dimmer switches. Not compatible with 3-way touch lamps.



Image 4.1: Dimmable functionality and compatibility with wall dimmers (not 3-way touch lamps).

5. OPERATION

Once installed, your Linkind A19 LED bulbs are ready for use. They offer instant illumination and smooth dimming capabilities.

- **Turning On/Off:** Use your standard light switch to turn the bulbs on or off.

- **Dimming:** If connected to a compatible dimmer switch, adjust the dimmer control to achieve your desired brightness level, ranging from 10% to 100%.
- **Instant Brightness:** The bulbs will reach full brightness immediately upon being switched on, without any delay.



SMOOTH & DIMMABLE

Compatible with most LED dimmers to have smooth dimming ranging from 10% to 100%. 5000K daylight white. Dim to create your favorite brightness to control the look and feeling of your space.



Image 5.1: Smooth dimming operation of the Linkind A19 LED bulb.

6. MAINTENANCE

Linkind A19 LED bulbs require minimal maintenance due to their long lifespan and durable design.

- **Cleaning:** Ensure the power is off before cleaning. Wipe the bulb with a soft, dry cloth. Do not use liquid cleaners or abrasive materials.
- **Replacement:** These bulbs have an estimated lifespan of 15,000 hours. Replace the bulb when it reaches the end of its operational life.
- **Disposal:** Dispose of old bulbs according to local regulations for electronic waste.

7. TROUBLESHOOTING

If you encounter issues with your Linkind A19 LED bulbs, refer to the following common problems and solutions:

Problem	Possible Cause	Solution
Bulb does not light up.	No power to the fixture; Bulb not screwed in properly; Bulb has reached end of life.	Check power supply and switch; Ensure bulb is securely screwed in; Replace bulb if necessary.
Bulb flickers or buzzes.	Incompatible dimmer switch; Loose connection.	Ensure dimmer is LED-compatible; Check bulb connection.
Bulb does not dim properly.	Incompatible dimmer switch; Dimmer range not set correctly.	Use an LED-compatible dimmer; Some dimmers have adjustment settings for minimum brightness.

8. SPECIFICATIONS

Specification	Detail
Brand	Linkind
Model Number	Dimmable A19
Light Type	LED
Bulb Shape Size	A19
Bulb Base	E26
Wattage (Actual)	5 Watts
Incandescent Equivalent	40 Watts
Brightness	480 Lumens
Color Temperature	5000 Kelvin (Daylight)
Color Rendering Index (CRI)	80+
Beam Angle	230 Degrees
Voltage	120 Volts
Average Life	15,000 Hours
Dimmable	Yes (10% - 100%)
Certifications	UL Listed, FCC Certified
Indoor/Outdoor Usage	Indoor
Material	Plastic
Product Dimensions	2.17"W x 4.13"H

9. WARRANTY AND SUPPORT

Linkind is committed to providing high-quality products and customer satisfaction.







- **Warranty:** These Linkind A19 LED Light Bulbs come with a **2-year warranty** from the date of purchase. Please retain your proof of purchase for warranty claims.
- **Customer Service:** For technical support, warranty inquiries, or any other questions, please contact Linkind Customer Service.

Contact Information:

Phone: 1-877-770-5727

Operating Hours: Monday - Friday, 9 AM - 5 PM PST

Related Documents - Dimmable A19

	Linkind A19 CCT Matter Smart Light Bulb - Operation Manual & Setup Guide Comprehensive operation manual and setup guide for the Linkind A19 CCT Matter Smart Light Bulb. Learn how to install, connect to Wi-Fi, and integrate with smart home systems like Alexa, Google Home, and Apple Home.
	Linkind Matter Smart Light Bulb: Setup, Features, and Troubleshooting Guide Comprehensive guide to Linkind Matter smart light bulbs, covering setup, features, compatibility with Apple Home, Alexa, Google Home, and SmartThings, troubleshooting common issues, and technical specifications. Includes model numbers and support information.
	Linkind Matter Smart Light Bulb RGBTW User Manual - Installation, Setup & Troubleshooting Comprehensive user manual for the Linkind Matter Smart Light Bulb RGBTW. Learn about installation, connecting to Alexa, Google Home, Apple Home, SmartThings, troubleshooting common issues, and FAQs.
	Linkind Matter Smart Devices User Guide: Setup, Alexa, Google Home, Apple Home, SmartThings Integration Comprehensive user guide for Linkind Matter Wi-Fi smart devices including bulbs, plugs, and switches. Learn step-by-step setup for Alexa, Google Home, Apple Home, SmartThings, and AiDot. Includes compatibility, features, and troubleshooting.
	Linkind Matter Wi-Fi Smart Light Bulbs User Guide Comprehensive user guide for Linkind Matter Wi-Fi Smart Light Bulbs, covering setup, compatibility with Alexa, Google Home, Apple Home, and SmartThings, features, and troubleshooting.
	Linkind Matter Smart Light Bulb RGBTW Operation Manual Official operation manual for the Linkind Matter Smart Light Bulb RGBTW, detailing setup, installation, troubleshooting, and frequently asked questions for smart home integration.