

manuals.plus /

- › [Amazon Basics](#) /
- › [AmazonBasics Expandable Metal Hanging Rack Wardrobe with Shelves, Black & 5-Shelf Adjustable, Heavy Duty Storage Shelving Unit \(350 lbs per shelf\), Steel Organizer Wire Rack, Black,\(36L x 14W x 72H\) User Manual](#)

Amazon Basics B08FV2613C

AmazonBasics Expandable Metal Hanging Rack Wardrobe & 5-Shelf Storage Unit User Manual

Brand: Amazon Basics | Model: B08FV2613C

1. INTRODUCTION

This manual provides detailed instructions for the assembly, operation, and maintenance of your AmazonBasics Expandable Metal Hanging Storage Organizer Rack Wardrobe with Shelves and the AmazonBasics 5-Shelf Adjustable, Heavy Duty Storage Shelving Unit. These products are designed to provide versatile and durable storage solutions for various spaces such as closets, kitchens, offices, and garages.



Image: The AmazonBasics Expandable Metal Hanging Rack Wardrobe and the 5-Shelf Adjustable, Heavy Duty Storage Shelving Unit shown together.

2. SAFETY INFORMATION

Please read and understand all safety instructions before assembly and use. Failure to follow these instructions may result in injury or damage to the product.

- Evenly distribute weight on shelves. For the 5-shelf unit, each shelf holds up to 350 lbs (evenly distributed), with a total max load weight of 1750 lbs. For the expandable closet organizer, each shelf holds 100 pounds.
- Ensure proper assembly by following the screw-together assembly steps.
- Use the included wall-mounting hardware for safety, especially for the expandable closet organizer, to prevent tipping.
- Adjust shelves properly for stability and safety. Ensure all clips are securely fastened before placing items on shelves.
- Keep small parts away from children during assembly.

3. COMPONENTS LIST

Before beginning assembly, ensure all parts are present and undamaged. Refer to the image below for a visual representation of the components.

- **Expandable Closet Organizer:**
 - Adjustable-width hanging rods (2)
 - Adjustable-height shelves (10)

- Durable steel wire and plastic slip sleeves
- 4 extra-wide leveling feet
- Plastic shelf liners
- Wall-mounting hardware

- **5-Shelf Storage Unit:**

- Wire shelves (5)
- Steel posts
- Plastic slip sleeves
- Adjustable leveling feet




Image: Individual components of the 5-Shelf Storage Unit, including shelves, posts, and plastic clips.

4. SETUP AND ASSEMBLY

Assembly is straightforward and requires no tools for the 5-shelf unit, and simple screw-together assembly for the

expandable closet organizer.

4.1. Expandable Closet Organizer Assembly

1. Unpack all components and verify against the components list.
2. Assemble the vertical posts by screwing together the sections.
3. Attach the plastic slip sleeves to the posts at the desired shelf heights. Ensure the arrows on the sleeves point upwards.
4. Slide the shelves down over the posts until they rest securely on the slip sleeves.
5. Insert the adjustable-width hanging rods between the two main sections at the desired height.
6. Attach the leveling feet to the bottom of the posts and adjust for stability.
7. For added safety, use the provided wall-mounting hardware to secure the unit to a wall.
8. Place the plastic shelf liners on the wire shelves if desired.




Image: The fully assembled AmazonBasics Expandable Metal Hanging Rack Wardrobe.



Image: A hand demonstrating the placement of a clear plastic shelf liner onto a wire shelf.

4.2. 5-Shelf Storage Unit Assembly

1. Unpack all components and verify against the components list.
2. Screw the bottom posts into the leveling feet.
3. Attach the plastic slip sleeves to the posts at the desired height for the bottom shelf. Ensure the arrows on the sleeves point upwards.
4. Slide the first wire shelf down over the posts until it rests securely on the slip sleeves.
5. Repeat the process for the remaining shelves, adjusting the height in 1-inch increments as needed.
6. Screw the top posts onto the bottom posts to complete the full height of the unit.
7. Ensure all shelves are level and stable before use.







Image: The fully assembled AmazonBasics 5-Shelf Adjustable, Heavy Duty Storage Shelving Unit.

5. OPERATION

Both units are designed for easy use and customization.

5.1. Expandable Closet Organizer

- The hanging rods can be adjusted in width to fit your space.
- Shelves can be moved up or down in 1-inch increments to accommodate items of various sizes.
- Utilize the hanging rods for clothes and the shelves for folded garments, shoes, or storage bins.

5.2. 5-Shelf Storage Unit

- Adjust the wire shelves in 1-inch increments to create custom storage configurations.
- Ideal for organizing items in kitchens, garages, offices, or any area requiring heavy-duty storage.
- Ensure weight is evenly distributed across each shelf to maintain stability and prevent damage.

6. MAINTENANCE

To ensure the longevity and appearance of your storage units, follow these simple care instructions:

- **Cleaning:** Wipe with a dry cloth to remove dust and debris. Avoid abrasive cleaners or harsh chemicals that could damage the finish.
- **Inspection:** Periodically check all connections and fasteners to ensure they remain tight and secure. Re-tighten if necessary.
- **Weight Distribution:** Always ensure weight is evenly distributed on shelves to prevent warping or instability.

7. TROUBLESHOOTING

If you encounter any issues with your storage unit, refer to the following common troubleshooting tips:

Problem	Possible Cause	Solution
Unit is wobbly or unstable.	Uneven floor; loose connections; improper assembly of slip sleeves.	Adjust leveling feet until stable. Ensure all slip sleeves are securely snapped into place and shelves are fully seated. For the expandable unit, ensure wall-mounting hardware is used.
Shelf sags or bends.	Overloaded shelf; weight not evenly distributed.	Reduce weight on the shelf. Redistribute items to ensure even weight distribution. Adhere to stated weight limits (100 lbs per shelf for expandable, 350 lbs per shelf for 5-shelf unit).
Difficulty assembling shelves.	Slip sleeves not properly aligned or snapped.	Ensure the arrows on the plastic slip sleeves point upwards and that they are securely snapped onto the posts at the desired height before sliding the shelf down.






8. SPECIFICATIONS

Feature	Detail
Brand	Amazon Basics
Model Number	B08FV2613C
Product Dimensions (5-Shelf Unit)	14"D x 36"W x 72"H
Product Dimensions (Expandable Wardrobe)	14"-63" x 58"-72" (Adjustable)
Number of Shelves (Expandable Wardrobe)	10 (adjustable height)
Number of Shelves (5-Shelf Unit)	5 (adjustable height)
Weight Limit (Expandable Wardrobe per shelf)	100 pounds
Weight Limit (5-Shelf Unit per shelf)	350 pounds (evenly distributed)
Total Max Load Weight (5-Shelf Unit)	1750 pounds
Material	Durable steel wire, plastic slip sleeves
Finish Type	Black matte, Black chrome
Assembly Required	Yes (screw-together assembly for expandable, no tools for 5-shelf)
Included Components	Plastic shelf liners, wall-mounting hardware (for expandable unit)
Recommended Uses	Closet, Kitchen, Office, Garage

9. WARRANTY AND SUPPORT

For further assistance or detailed information, please refer to the official user manual or contact customer support.

- **Official User Manual (PDF):** For a comprehensive guide, you can download the PDF version[here](#).
- **Return Policy:** This product is eligible for a refund/replacement within 30 days of purchase, fulfilled by Amazon. Please refer to Amazon's return policy for full details.
- **Manufacturer:** Amazon

 <p>amazonbasics</p> <p>5-Shelf Shelving Unit Unité De Rangement à 5 Étagères Regal mit 5 Regalebenen Bancarelle a 5 Riposte Módulo De 5 Estantes Leggera a 5 Riposte 5Etagers Einheitsregal B01YZ7U4I</p>	<p>AmazonBasics 5-Shelf Shelving Unit Assembly and Care Guide</p> <p>A comprehensive guide for assembling, maintaining, and ensuring the safe use of the AmazonBasics 5-Shelf Shelving Unit. Includes specifications, safety warnings, and warranty information.</p>
 <p>amazon basics</p> <p>3-Shelf Shelving Unit on Wheels Unité De Rangement à 3 Étagères Mobile Sur Roues Módulo De 3 Estantes Con Ruedas B01LYZ7U4I, B01LZAV8KH</p>	<p>Amazon Basics 3-Shelf Shelving Unit on Wheels - Assembly, Care, and Specifications</p> <p>Comprehensive user manual for the Amazon Basics 3-Shelf Shelving Unit on Wheels. Includes safety guidelines, assembly instructions, cleaning and storage tips, maintenance advice, and detailed specifications. Model numbers: B01LYZ7U4I, B01LZAV8KH.</p>
 <p>amazonbasics</p> <p>4-Shelf Shelving Unit on 3" Casters Unité De Rangement à 4 Étagères Mobile Sur des Roues De 7,6 cm (3") Regal mit 4 Regalebenen auf 3" Rollen Bancarelle a 4 Riposte su 3" ruote Módulo De 4 Estantes Con Ruedas De 7,6 cm (3") Leggera su 3" ruote 4Etagers Einheitsregal mit 3" Rollen B01LYZ7U4I, B01LZAV8KH</p>	<p>Amazon Basics 4-Shelf Shelving Unit with Casters - Assembly Guide and Specifications</p> <p>Comprehensive guide for the Amazon Basics 4-Shelf Shelving Unit with 3" Casters, including cleaning, maintenance, safety, specifications, and step-by-step assembly instructions.</p>
 <p>amazonbasics</p> <p>Wire Storage Shelves - 6-Cube Étagères De Rangement Grille-Métal - 6 Cubes Bancarelle a 6 Riposte Módulo De 6 Estantes Leggera a 6 Riposte 6Etagers Einheitsregal B01LYZ7U4I, B01LZAV8KH</p>	<p>AmazonBasics 6-Cube Wire Storage Shelves Assembly and Care Guide</p> <p>Comprehensive guide for assembling, cleaning, and safely using the AmazonBasics 6-Cube Wire Storage Shelves. Includes specifications, safety warnings, and disposal information.</p>
 <p>amazon basics</p> <p>5-Tier Shelf with Basket Regal à 5 Étagères avec Panier Regal mit 5 Regalebenen und Korb Bancarelle a 5 Riposte con Cesto Módulo con 5 Estantes y Cesta Leggera con 5 Riposte e Cesto 5Etagers Einheitsregal mit Korb Regal a 5 etajere cu coș B01LYZ7U4I, B01LZAV8KH</p>	<p>Amazon Basics 5-Tier Shelf with Basket User Manual</p> <p>This document provides important safety information, cleaning and maintenance instructions, and technical specifications for the Amazon Basics 5-Tier Shelf with Basket. It includes assembly instructions and details on loading capacity.</p>



3-Shell Shelving Unit on Wheels
Unitil De Repanage a 3 Etages Montée Sur Des Roues
Regal auf Rollen mit 3 Regalböden
Scaffale a 3 ripiani Su Ruote
Módulo De 3 Estantes Con Ruedas
Legplank op Wielen met 3 Regalrücken
Regal a 3 polkaini na kółkach
Hylzenhet med 3 hyllor på hjul
3層キャスター付きシェルフユニット

وحدۃ انزلیت مع 3 طبقات
B011ZY7U4I, B011ZAV0K6

EN	Page 2	PL	Strona 14
FR	Page 4	SV	Sida 16
DE	Seite 6	DA	Side 18
IT	Page 8	ES	Página 20
EN	Page 10	SE	Sida 22

Comprehensive guide for the Amazon Basics 3-Shelf Shelving Unit on Wheels, including cleaning, safety, specifications, assembly instructions, and support information. Model numbers: B01LYZ7U4I, B01LZAV8KH.

B01LYZ7U4I, B01LZAV8KH.