

## T-Mobile Sim Card

# T-Mobile SIM Card

## OFFICIAL INSTRUCTION MANUAL

### Product Overview

---


This T-Mobile triple-cut LTE SIM card is designed to get your phone set up and ready to connect to the internet. It is a versatile 3-in-1 SIM card, compatible with standard, micro, and nano SIM slots, ensuring it works with a wide range of devices, including newer and older phones, and even iPads. This SIM card is unactivated and ready for activation with T-Mobile's postpaid cellular service.

**Important Note:** After July 1st, 2020, this card is only compatible with postpaid service.

### Setup and Installation


---

The T-Mobile SIM card features a "triple-cut" design, allowing it to be punched out to the required size for your device: Standard, Micro, or Nano.




# T-Mobile®


To Replace or upgrade your current SIM card, you can visit **[tmobile.com/sim](https://tmobile.com/sim)** or call **1.877.234.4299**



**Standard**



**Micro**



**Nano**

Image: The T-Mobile SIM card, illustrating its triple-cut design which allows it to be adapted into Standard, Micro, or Nano sizes to fit various device slots.

1. **Identify SIM Size:** Determine the correct SIM card size (Standard, Micro, or Nano) required by your mobile phone or device. Refer to your device's user manual if unsure.
2. **Punch Out SIM:** Carefully punch out the SIM card from its larger frame to match the identified size. Apply gentle pressure to avoid damaging the chip.
3. **Insert SIM Card:** Locate the SIM card slot on your device. This is typically on the side, top, or under the battery cover. Insert the SIM card into the slot, ensuring it is oriented correctly according to the slot's shape.
4. **Power On Device:** Once the SIM card is securely inserted, power on your device.

## Operating the SIM Card

After physical installation, the SIM card needs to be activated with T-Mobile to enable cellular services.

- **Activation:** To activate your SIM card and select a postpaid plan, visit the official T-Mobile website or contact T-Mobile customer service. You will need the SIM card number (ICCID) and your device's IMEI number.
- **Service Compatibility:** This SIM card is compatible with 3G, 4G, and 4G LTE devices. It enables talk, text, data, and hotspot functionalities based on your chosen T-Mobile postpaid plan.
- **No Annual Contract:** This SIM card is for use with T-Mobile's postpaid cellular service, which typically does not require an

annual contract.

## Maintenance

SIM cards generally require minimal maintenance. To ensure optimal performance and longevity:

- **Handle with Care:** Avoid touching the gold contact area of the SIM card to prevent oil and dirt buildup.
- **Keep Dry:** Protect the SIM card from moisture and extreme temperatures.
- **Proper Storage:** If removing the SIM card, store it in a safe, clean, and dry place, preferably in its original plastic frame or a dedicated SIM card holder.

## Troubleshooting

If you encounter issues with your T-Mobile SIM card, consider the following steps:

1. **SIM Not Detected:**
  - Ensure the SIM card is inserted correctly and fully seated in its tray or slot.
  - Restart your device.
  - Try the SIM card in another compatible device to rule out a device issue.
2. **No Service/Network Issues:**
  - Verify that your device's cellular data is enabled and airplane mode is off.
  - Check your location for network coverage.
  - Confirm that your T-Mobile account is active and in good standing.
3. **Activation Problems:**
  - Double-check the SIM card number and IMEI entered during activation.
  - Ensure you are attempting to activate for postpaid service, especially if purchased after July 1st, 2020.

For further assistance, please contact T-Mobile support directly:

**Website:** [tmobile.com/sim](https://tmobile.com/sim)

**Phone:** [1.877.234.4299](tel:18772344299)

## Specifications

Brand	T-Mobile
Model Number	Sim Card
UPC	643570716331
Product Dimensions	5 x 1 x 5 inches (packaging)
Item Weight	0.176 ounces
Cellular Technology	GSM (Compatible with 3G, 4G, 4G LTE)
SIM Type	Triple-cut (Standard, Micro, Nano)
Service Compatibility	Postpaid cellular service (after July 1st, 2020)

## Warranty Information

Specific warranty details for the T-Mobile SIM card are typically provided by T-Mobile at the time of service activation or can be found on their official website. Please refer to T-Mobile's terms and conditions for comprehensive warranty and return policies.

## Customer Support




For any questions, technical support, or assistance with your T-Mobile SIM card or service, please contact T-Mobile directly:



**T-Mobile Official Website:** [www.t-mobile.com](http://www.t-mobile.com)

**SIM Activation Page:** [tmobile.com/sim](http://tmobile.com/sim)

**Customer Service Phone:** [1.877.234.4299](tel:18772344299)

## Related Documents - Sim Card

<div><div>T-Mobile® Hotspot</div><div>User Guide</div><div></div></div>	<div><div><a href="#">T-Mobile Hotspot User Guide</a></div><div>A comprehensive user guide for the T-Mobile Hotspot, covering setup, connection, management, and troubleshooting.</div></div>
<div><div>T-Mobile® Hotspot</div><div>User Guide</div><div></div></div>	<div><div><a href="#">T-Mobile Hotspot User Guide: Setup, Features, and Troubleshooting</a></div><div>Comprehensive user guide for the T-Mobile Hotspot, covering setup, connecting to the internet, managing settings via the WebUI, troubleshooting common issues, and product specifications.</div></div>
<div><div>T-MOBILE HOTSPOT®</div><div>User Manual</div></div>	<div><div><a href="#">T-Mobile Hotspot User Manual: Setup, Settings, and Troubleshooting</a></div><div>Comprehensive user manual for the T-Mobile Hotspot device, covering setup, network access, device settings, troubleshooting, and regulatory information. Learn how to connect devices, manage data, and optimize your mobile broadband experience.</div></div>
<div><div></div></div>	<div><div><a href="#">T-Mobile MOTOROKR E8 User Guide: Getting Started and Having Fun</a></div><div>This guide provides instructions and information for the T-Mobile MOTOROKR E8 phone, covering setup, features, messaging, music, downloads, accessories, and additional details.</div></div>

<div data-bbox="113 107 312 322"><p>T-Mobile® Hotspot</p><p>User Guide</p></div>	<p><a href="#">T-Mobile Hotspot User Guide</a></p> <p>Comprehensive user guide for the T-Mobile Hotspot, covering setup, connection, settings, troubleshooting, and product specifications.</p>
<div data-bbox="113 546 312 680"></div>	<p><a href="#">T-Mobile Prepaid SIM Card Guide: Setup, Tariffs, and Services</a></p> <p>Comprehensive guide to T-Mobile Prepaid SIM cards. Learn how to get started, choose tariffs, check and top up your balance, use mobile internet, and access customer service.</p>