

Razer RZ09-03231E.2020

Razer Blade 15 Base Gaming Laptop 2020 User Manual

Model: RZ09-03231E.2020

INTRODUCTION

This manual provides essential information for the setup, operation, maintenance, and troubleshooting of your Razer Blade 15 Base Gaming Laptop 2020. Please read this manual thoroughly before using your device to ensure proper functionality and to maximize its lifespan.



Image: The Razer Blade 15 Base Gaming Laptop 2020, showcasing its sleek black design and illuminated keyboard. The screen displays a "Laptop Tech Support Showdown Winner 2020" badge and "Ranked #1 Windows Laptop in Tech Support by LAPTOPMAG.COM".

PACKAGE CONTENTS

Verify that all items are present in the package:

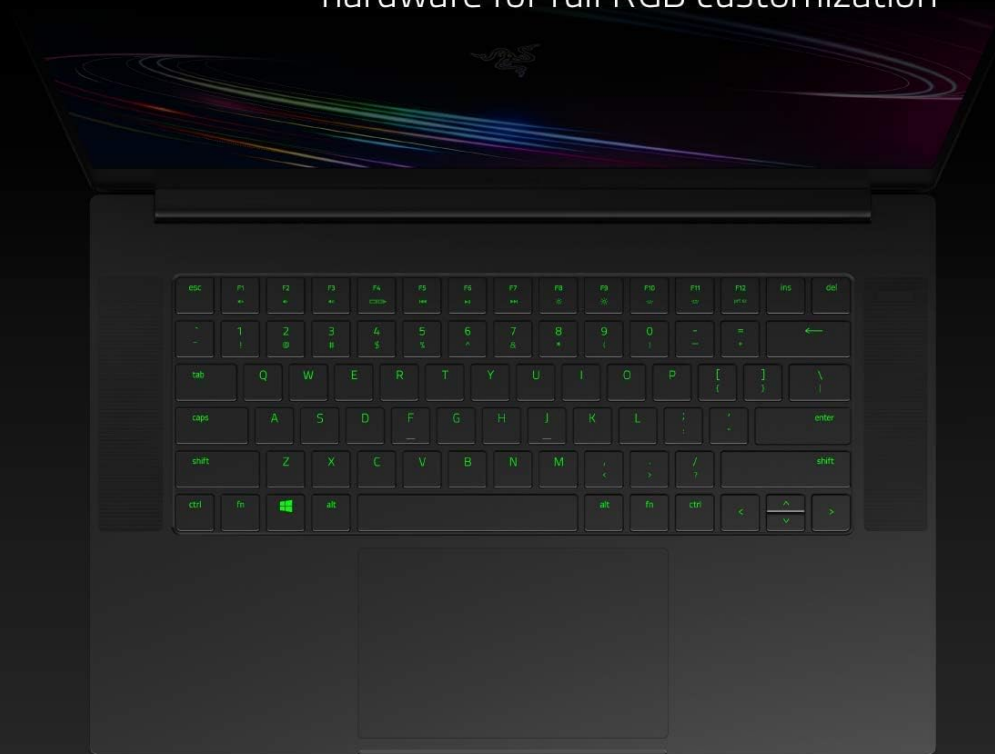
- Razer Blade 15 Base Gaming Laptop 2020
- Power Adapter and Power Cord
- Important Product Information Guide

DEVICE LAYOUT

Left Side Ports

IMMERSIVE CHROMA RGB LIGHTING

Controls lighting effects, macros, fan profiles, and more via Razer Synapse 3; syncs natively with Razer peripherals and hardware for full RGB customization



Single Zone RGB
Lighting



Precise Glass
Touchpad

Image: Close-up view of the left side of the Razer Blade 15, showing the power port, two USB-A ports, and one USB-C port.

- Power Port
- USB 3.2 Gen 1 Type-A Ports (x2)
- USB 3.2 Gen 2 Type-C Port

Right Side Ports

RAZER CHROMA RGB GAMING KEYBOARD



Image: Close-up view of the right side of the Razer Blade 15, showing the Ethernet port, one USB-A port, HDMI port, and Thunderbolt 3 port.

- Gigabit Ethernet Port
- USB 3.2 Gen 1 Type-A Port
- HDMI 2.0b Port
- Thunderbolt 3 Port (USB-C)

Image: A combined view of the left and right side ports of the Razer Blade 15, illustrating the comprehensive connectivity options including Wi-Fi 6, Gigabit Ethernet, Thunderbolt 3, USB Type-A and Type-C ports, and HDMI.

MORE PORTS. MORE POSSIBILITIES.

The Razer Blade 15 is loaded with connectivity options including WI-FI 6, Gigabit Ethernet, Thunderbolt™ 3, USB Type-A and Type-C ports, and HDMI, for a desktop-class experience



SETUP

1. **Connect Power:** Plug the power adapter into the laptop's power port and then into a wall outlet. Ensure the power indicator light illuminates.
2. **Initial Boot:** Open the laptop lid and press the power button. The system will guide you through the Windows 10 Home setup process.
3. **Network Connection:** Connect to a Wi-Fi network or use an Ethernet cable for internet access during setup.
4. **Software Updates:** After initial setup, ensure all operating system and driver updates are installed for optimal performance and security.

OPERATING INSTRUCTIONS

Power On/Off

- **Power On:** Press the power button located on the top right of the keyboard deck.

- **Power Off:** Click the Start button, then Power, and select "Shut down." Alternatively, press and hold the power button for 5 seconds to force a shutdown (use only when necessary).

Keyboard and Touchpad



Image: Top-down view of the Razer Blade 15 keyboard and large glass touchpad, highlighting the Razer Chroma RGB lighting.

- The laptop features a Razer Chroma RGB gaming keyboard with customizable backlighting.
- The precise glass touchpad supports multi-touch gestures for navigation.

Razer Synapse 3

Razer Synapse 3 software allows customization of keyboard lighting, macros, fan profiles, and other settings. It can be downloaded from the official Razer website.

STUNNINGLY SEAMLESS, HIGH-FPS GAMING DISPLAY

FHD
matte display

15.6"
maximized display

144Hz
refresh rate

up to 100%
sRGB support



Image: The Razer Blade 15 with its keyboard illuminated by Razer Chroma RGB lighting, demonstrating the customization capabilities through Razer Synapse 3.

Display Settings

The 15.6" Full HD (1920x1080) display operates at a 144Hz refresh rate. Display settings can be adjusted through Windows Display Settings or NVIDIA Control Panel for graphics-specific options.

ULTIMATE PERFORMANCE ON-THE-GO

Built to push the limits of portable gaming with a 10th Gen Intel Core i7 processor in a durable, precision-crafted anodized, CNC aluminum chassis

PROCESSOR

10th Gen Intel i7-10750H
6-Core, 16 Threads
2.6 GHz / 5.0GHz (Base/Max)
L3 Cache 12M



Image: The Razer Blade 15 displaying a high-action gaming scene, emphasizing its 15.6" FHD 144Hz matte display and thin bezels.

MAINTENANCE

- **Cleaning:** Use a soft, lint-free cloth to clean the screen and chassis. For stubborn marks, slightly dampen the cloth with water or a screen-safe cleaner. Avoid harsh chemicals.
- **Ventilation:** Ensure the laptop's vents are clear of obstructions to prevent overheating. Operate the laptop on a hard, flat surface.
- **Battery Care:** To prolong battery life, avoid consistently discharging the battery completely or leaving it plugged in at 100% for extended periods.
- **Software Updates:** Regularly update Windows, drivers (especially graphics drivers), and Razer Synapse software to maintain performance and security.
- **Storage Expansion:** The memory and storage can be expanded. Refer to official Razer support documentation or a qualified technician for upgrade procedures.

TROUBLESHOOTING

Laptop does not power on:

Ensure the power adapter is securely connected to both the laptop and a working power outlet. Try a different outlet. If the battery is completely drained, it may take a few minutes to show signs of life after plugging in.

Screen remains black:

Check if the laptop is powered on. Connect an external monitor to verify if the issue is with the laptop's display or the graphics output. Restart the laptop.

Overheating:

Ensure vents are clear. Use the laptop on a hard, flat surface. Check fan profiles in Razer Synapse 3. If the issue persists, clean the internal fans (recommended by a professional).

Performance issues:

Close unnecessary background applications. Update graphics drivers. Check for malware. Ensure the laptop is not overheating. Adjust power settings to "High Performance."

Keyboard or touchpad not responding:

Restart the laptop. Check for driver updates in Device Manager. If only the keyboard is affected, try an external keyboard to isolate the issue.

SPECIFICATIONS

Feature	Detail
Model Name	Razer Blade 15 Base Gaming Laptop 2020
Model Number	RZ09-03231E.2020
Processor	10th Gen Intel Core i7-10750H (6 Cores, up to 5.0 GHz)
Graphics	NVIDIA GeForce RTX 2070 Max-Q (8GB GDDR6 VRAM)
Display	15.6" FHD (1920x1080) 144Hz Matte Display
RAM	16 GB DDR4 2933MHz
Storage	512 GB NVMe SSD
Operating System	Windows 10 Home
Wireless	Wi-Fi 6 (802.11ax), Bluetooth 5.1
Ports	Thunderbolt 3 (USB-C), USB 3.2 Gen 1 Type-A (x3), USB 3.2 Gen 2 Type-C, HDMI 2.0b, Gigabit Ethernet
Dimensions (LxWxH)	13.98 x 0.78 x 9.25 inches
Weight	7.43 pounds

WARRANTY AND SUPPORT






For warranty information, please refer to the "Important Product Information Guide" included with your laptop or visit the official Razer support website. Razer provides technical support and resources for product assistance.

Online Support: www.razer.com/support

For renewed products, warranty terms may differ. Please consult your reseller or the Amazon Renewed program details for specific warranty coverage.

© 2020 Razer Inc. All rights reserved. Razer, the triple-headed snake logo, Razer Chroma, and other related marks are trademarks or registered trademarks of Razer Inc. and/or affiliated companies in the United States and other countries. All other trademarks are the property of their respective owners.

Related Documents - RZ09-03231E.2020

	<p>Razer Blade 18 Master Guide: Setup, Configuration, and Features</p> <p>Comprehensive guide for the Razer Blade 18 laptop, covering setup, driver installation, system configuration with Razer Synapse, safety guidelines, and technical specifications.</p>
	<p>Razer Blade 14 Master Guide: Setup, Features, and Safety</p> <p>Comprehensive guide for the Razer Blade 14 laptop, covering setup, driver installation, feature configuration, safety guidelines, and warranty information. Learn to optimize performance and customize your gaming experience.</p>
	<p>Razer Blade Pro 17 RZ09-0368 User Manual</p> <p>User manual for the Razer Blade Pro 17 laptop (model RZ09-0368), covering setup, driver installation, keyboard features, safety guidelines, battery warnings, FCC compliance, and legal information.</p>
	<p>Razer Blade 18 Master Guide: Setup, Features, and Software Configuration</p> <p>A comprehensive guide to setting up, configuring, and utilizing the Razer Blade 18 laptop, detailing hardware features, Razer Synapse software functionalities, safety guidelines, and maintenance tips.</p>
	<p>Razer Blade Stealth 13.3" User Manual</p> <p>User manual for the Razer Blade Stealth 13.3" laptop (Model Number: RZ09-0239), covering package contents, registration, technical support, device layout, setup, internet connection, Razer Synapse, lighting configuration, status indicators, keyboard features, safety, maintenance, and FCC compliance.</p>



[Razer Blade 14: Important Product Information Guide](#)

Comprehensive guide for the Razer Blade 14 laptop, covering setup, features, safety guidelines, maintenance, and regulatory compliance. Includes information on warranty, Razer Synapse, and FCC/EU directives.