

YOGASLEEP 4001220

Yogasleep Nod White Noise Sound Machine User Manual

Model: 4001220 | Brand: YOGASLEEP

INTRODUCTION

This manual provides comprehensive instructions for the Yogasleep Nod White Noise Sound Machine, designed to create a peaceful environment for improved sleep for both babies and adults. Please read this manual thoroughly before operating the device.


KEY FEATURES

- **Soft Amber Night Light:** Dimmable night light in a warm amber tone creates a sleep-inducing bedroom environment. Hold button down to turn up the brightness and illuminate the room.
- **20 Sound Settings & Sleep Timer:** Sound options include white noise, fan and nature sounds, and 8 classical lullabies. Includes a “shushing” sound and heartbeat setting engineered to soothe infants. Set the sleep timer to 45m, 90m, or 8 hours.
- **Unbeatable Quality & Guarantee:** For over 60 years, Yogasleep has been the gold standard for white noise machines. Backed by a 30 Day warranty and exceptional Yogasleep customer experience, we stand behind each product.
- **Simple to Use:** No battery required, powered by USB cord and features simple, intuitive design and buttons (power adapter not included).
- **Modern Look:** Featuring a sleek and neutral design that fits with most nursery themes and bedrooms.

Better Sleep for Baby



Soft amber
night light



20 Soothing
Sounds



Adjustable
Timer

Figure 1: Overview of key features including night light, sound options, and timer.

SETUP

1. Unpack the Yogasleep Nod Sound Machine and Night Light.
2. Connect the device to a power source using a USB cord (not included).
3. Choose from 20 sound options, including white noise, fan sounds, nature sounds, and lullabies.
4. Adjust the brightness of the soft amber night light as desired.
5. Set the sleep timer to 45 minutes, 90 minutes, or 8 hours if needed.
6. Place the device in the desired location, ensuring it is near the baby or child for optimal sound and light coverage.

USB Power Cord Included

5ft 5V DC 1A
power cable included



Figure 2: The Yogasleep Nod Sound Machine and its USB power connection.

OPERATING INSTRUCTIONS

Power On/Off

Press the power button () located on the top panel to turn the device on or off.

Sound Selection

The Yogasleep Nod offers 20 distinct sound options across various categories:

- **White Noise:** Includes various white noise and fan sounds. Press the white noise button () repeatedly to cycle through different white noise variations.
- **Nature Sounds:** Features sounds like rain, birds, and other natural environments. Press the nature sound button () repeatedly to cycle through different nature sound variations.
- **Lullabies & Soothing Sounds:** Includes 8 classical lullabies, a "shushing" sound, and a heartbeat setting. Press the lullaby button () repeatedly to cycle through these options.

Volume Control

Adjust the sound volume using the volume up (+) and volume down (-) buttons on the top panel. The device can reach a volume of up to 79dB, effective for masking ambient noise.

Volume of up to 79dB

Loud enough to mask
nearby conversations,
city traffic, or snoring



Figure 3: The sound machine's ability to provide significant sound output.

Night Light Operation

Press the light button () to turn the soft amber night light on or off. To adjust the brightness, press and hold the light button until the desired brightness level is reached. Release the button to set the brightness.

Dimmable Amber Night Light

Choose from soft or bright settings



Figure 4: The dimmable amber night light feature.

Sleep Timer

The sleep timer allows you to set the device to automatically turn off after a specified duration. Press the timer button () repeatedly to cycle through the available timer options: 45 minutes, 90 minutes, or 8 hours. The corresponding indicator light will illuminate to show the selected timer setting.



Figure 5: The control panel of the Yogasleep Nod Sound Machine.

MAINTENANCE

To ensure the longevity and optimal performance of your Yogasleep Nod Sound Machine, follow these simple maintenance guidelines:

- Keep the device clean and dry.
- Use a soft, dry cloth for cleaning the exterior. Do not use abrasive cleaners, solvents, or harsh chemicals.
- Do not immerse the device in water or any other liquid.
- Store the device in a cool, dry place when not in use for extended periods.

TROUBLESHOOTING

Problem	Possible Cause	Solution
---------	----------------	----------

Problem	Possible Cause	Solution
Device does not power on.	Not connected to power, or power source issue.	Ensure the USB cord is securely connected to the device and a working USB power adapter (not included). Try a different power outlet or USB adapter.
No sound or distorted sound.	Volume too low, incorrect sound selected, or speaker obstruction.	Increase the volume using the volume up button. Cycle through sound options to ensure the desired sound is selected. Check for any obstructions on the speaker grille.
Night light not working.	Light is off or brightness is set to minimum.	Press the light button to turn it on. Press and hold the light button to increase brightness.
Timer not functioning as expected.	Incorrect timer setting selected.	Press the timer button repeatedly to select the desired duration (45m, 90m, or 8h). Ensure the corresponding indicator light is on.

For persistent issues not covered here, please refer to the Warranty and Support section.

SPECIFICATIONS

Attribute	Detail
Item Weight	0.917 ounces
Product Dimensions	4.6 x 3.4 x 4.4 inches
ASIN	B08FMTY28V
Item Model Number	4001220
Color Name	White
Connector Type	USB
Material Type	Plastic or Polymer
Size	1 Count (Pack of 1)
Power Source	Corded Electric
Brand	YOGASLEEP

WARRANTY AND SUPPORT





The Yogasleep Nod White Noise Sound Machine is backed by a 30-day warranty, ensuring quality and customer satisfaction. For detailed warranty information, please refer to the official Warranty PDF document. For further assistance, troubleshooting, or to access the complete user guide, please refer to the following resources:

- [Warranty Document \(PDF\)](#)

- [User Guide \(PDF\)](#)
- Visit the official Yogasleep store for more information and support: [YOGASLEEP Store](#)

Yogasleep is committed to providing an exceptional customer experience. Do not hesitate to reach out if you have any questions or concerns.

Related Documents - 4001220

	<p>Yogasleep Hushh Portable Sound Machine User Guide</p> <p>Comprehensive guide for the Yogasleep Hushh portable sound machine, covering usage, placement, safety instructions, warranty information, and FCC compliance. Learn how to operate the device for optimal sound masking and a peaceful environment.</p>
	<p>Yogasleep DUET Sound Machine User Guide and Features</p> <p>Comprehensive guide to using the Yogasleep DUET sound machine, including setup, sound options, placement, warranty, and safety instructions. Learn how to connect via Bluetooth and optimize your sleep environment.</p>
	<p>Yogasleep Pocket Baby Soother: User Guide and Safety Information</p> <p>A comprehensive guide for the Yogasleep Pocket Baby Soother, detailing its functions, optimal placement for sound masking, cleaning instructions, warranty information, safety precautions, and disposal guidelines.</p>
	<p>Yogasleep ROHM/HUSHH User Guide</p> <p>Comprehensive user guide for the Yogasleep ROHM and HUSHH portable white noise machines, detailing setup, usage, safety, and warranty information in multiple languages.</p>
	<p>Yogasleep Duet+: Multi-Sound Machine, Night Light & Bluetooth Speaker User Manual</p> <p>Explore the Yogasleep Duet+, a versatile device combining a multi-sound machine, customizable night light, and Bluetooth speaker to enhance your sleep and relaxation. This manual provides setup, usage, and warranty information.</p>



[Yogasleep GO Portable Sound Machine User Guide](#)

Instructions and warranty information for the Yogasleep GO portable sound machine, designed for sleep, concentration, and privacy.