

## Manuals+

[Q & A](#) | [Deep Search](#) | [Upload](#)

[manuals.plus](#) /

› [VOUNOT](#) /

› [VOUNOT Shopping Trolley 6 Wheels with Waterproof Compartment, Foldable 2-in-1 Oxford Bag, Stair Climbing Cart, Grey Instruction Manual](#)

VOUNOT 4512941146135

# VOUNOT Shopping Trolley 6 Wheels with Waterproof Compartment, Foldable 2-in-1 Oxford Bag, Stair Climbing Cart, Grey

Model: 4512941146135 | Brand: VOUNOT

## INTRODUCTION

This manual provides instructions for the assembly, operation, and maintenance of your VOUNOT 6-wheel shopping trolley. Designed for convenience, this trolley features a waterproof Oxford fabric bag, a foldable frame, and a unique stair-climbing wheel system to assist with transporting items up and down stairs. Please read this manual thoroughly before first use to ensure proper and safe operation.

## PRODUCT FEATURES

- **Stair Climbing System:** Equipped with a 6-wheel system for effortless ascent and descent of stairs.
- **Foldable Design:** Features a collapsible metal frame, removable storage bag, and detachable wheels for compact storage.
- **2-in-1 Functionality:** Can be used as a shopping trolley with its storage bag, or as a hand truck for transporting boxes, bottles, and other items when the bag is removed.
- **Lightweight and Durable:** Weighs approximately 2.1 kg, constructed from resistant metal, supporting up to 30 kg. The 6-wheel system navigates various terrains including bumps and elevated curbs.
- **Generous Storage Capacity:** Includes a large, removable, and waterproof Oxford polyester storage bag suitable for daily shopping.

## DÉTAILS PRODUIT PRODUCT DETAILS



Figure 1: Key components of the VOUNOT shopping trolley, highlighting the metal frame, comfortable handle, waterproof Oxford fabric, internal pocket, plastic base, and the unique 3-pivot wheel system.

## SETUP AND ASSEMBLY

1. **Unfolding the Frame:** Carefully unfold the metal frame until it locks into place. Ensure all joints are securely extended.
2. **Attaching the Wheels:** The 6-wheel system typically comes pre-assembled. If not, attach the wheel units to the designated slots on the frame. Ensure they click into place securely.
3. **Securing the Bag:** Place the Oxford fabric bag onto the frame. The bag usually has straps or hooks to secure it to the trolley frame. Ensure it is firmly attached to prevent shifting during use.

# CHARIOT PLIABLE POUR RANGEMENT GAIN DE PLACE

## FOLDING CART FOR STORAGE OPTIMIZATION



Figure 2: Illustration of the trolley's folding mechanism for optimized storage. The frame collapses, and the bag can be removed.

### OPERATING INSTRUCTIONS

#### Using as a Shopping Trolley:

- Load items into the waterproof Oxford bag, ensuring the weight does not exceed 30 kg.
- Close the bag securely to prevent items from falling out.
- Grasp the comfortable handle and pull the trolley. The 6-wheel system is designed to glide smoothly on flat surfaces.

#### Navigating Stairs:

- Approach stairs with the trolley. The unique 3-pivot wheel system on each side is specifically designed for stair climbing.
- To ascend, gently pull the trolley upwards, allowing the rotating wheels to engage with each step. Maintain a steady

pace and firm grip on the handle.

- To descend, carefully guide the trolley downwards, letting the wheels roll over the edge of each step. Control the descent with the handle.
- Always ensure the load is balanced to prevent tipping.



Figure 3: Demonstrating the stair-climbing capability of the trolley, showing how the 6-wheel system facilitates movement up steps.

### Using as a Hand Truck (2-in-1 Functionality):

- Remove the Oxford fabric bag from the frame.
- Place items such as boxes or crates onto the plastic base of the trolley.
- Ensure items are stable and do not exceed the maximum weight capacity of 30 kg.
- Use the trolley to transport items as you would a standard hand truck.

# SAC GRANDE CAPACITÉ DE 30L 30L CAPACITY BAG

*IDÉAL POUR VOS COURSES QUOTIDIENNES !  
PERFECT FOR YOUR DAILY SHOPPING !*



Figure 4: The 30-liter capacity bag filled with groceries, illustrating its practical use for daily shopping.

## MAINTENANCE

- **Cleaning the Bag:** The Oxford fabric bag is waterproof. Wipe it clean with a damp cloth and mild soap as needed. Allow it to air dry completely before folding or storing. Do not machine wash.
- **Frame Care:** The metal frame can be wiped clean with a damp cloth. Avoid abrasive cleaners. Periodically check all screws and joints for tightness and re-tighten if necessary.
- **Wheel Maintenance:** Keep the wheels free from debris. If the wheels become stiff, clean around the axles. Lubrication is generally not required for these types of wheels.
- **Storage:** When not in use, fold the trolley as instructed in the assembly section and store it in a dry place away from direct sunlight to prolong its lifespan.

## TROUBLESHOOTING

- **Trolley does not fold smoothly:** Check for any obstructions in the folding mechanism. Ensure the bag is removed

and the frame joints are clean.

- **Wheels are stiff or noisy:** Inspect the wheels for trapped debris (e.g., hair, string). Clean the wheel axles.
- **Trolley feels unstable:** Ensure the frame is fully extended and locked into place. Verify that the load is evenly distributed and does not exceed the maximum weight capacity.

SPECIFICATIONS

Brand	VOUNOT
Model Number	4512941146135
Color	Grey
Product Dimensions (L x W x H)	34.01 x 93.98 x 37.01 cm (approx. 13.4 x 37 x 14.6 inches)
Capacity	30 Kilograms
Maximum Weight Capacity	30 Kilograms
Material	Oxford Fabric (Waterproof)
Item Weight	2.1 Kilograms
Handle Material	Plastic
Wheel Type	6-Wheel Stair Climbing (Tubular)
Recommended Uses	Outdoor, Shopping
Country of Origin	China

## TAILLE PRODUIT PRODUCT SIZE



Figure 5: Product dimensions for the VOUNOT shopping trolley.

### SAFETY INFORMATION

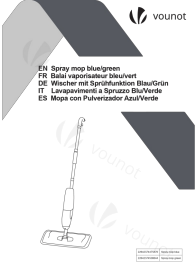



- Do not exceed the maximum weight capacity of 30 kg. Overloading can damage the trolley and cause injury.
- Ensure all parts are securely assembled before each use.
- Keep hands and fingers clear of folding mechanisms to prevent pinching.
- Do not allow children to play with or ride on the trolley.
- Use caution when navigating uneven terrain or stairs to maintain control.
- Store the trolley in a safe place where it will not pose a tripping hazard.

### WARRANTY AND SUPPORT

Information regarding spare parts availability for this product is currently unavailable. For any questions or support, please

refer to the retailer where the product was purchased.

Related Documents - 4512941146135

 <p>EN: Spray mop blue/green FR: Balai vaporisateur bleu/vert DE: Wischer mit Sprühfunktion blau/grün IT: L'aspirapolvere a Spruzzo Blu/Verde ES: Mopa con Pulverizador Azul/Verde</p>	<p><a href="#">Vounot Spray Mop: Assembly, Parts, and Usage Guide</a></p> <p>Comprehensive guide for the Vounot spray mop, detailing parts, assembly steps, usage instructions, and recommended floor types. Includes model numbers and compliance information.</p>
 <p>Retractable Manual Awning 2.0M Store banne retractable 2.0M Einziehbare Klappenmarkise 2.0M Tenda da Sole Retrattile Manuale 2.0M Toldo Retractable Manual 2.0M</p>	<p><a href="#">Vounot Retractable Manual Awning 2.0M User Manual</a></p> <p>This document provides instructions and safety information for the Vounot Retractable Manual Awning 2.0M. It covers installation, maintenance, and usage guidelines in multiple languages.</p>
 <p>CAT HOUSE WITH CAT-EAR DOOR MAISON POUR CHAT AVEC PORTE OREILLES KATZENHAUS MIT KATZENOHREN TOR CASA DI GATTO CON PORTA AURICOLARE CASA PARA GATOS CON PUERTA DE OREJAS</p>	<p><a href="#">Vounot Cat House with Cat-Ear Door Assembly Instructions</a></p> <p>Step-by-step assembly guide for the Vounot Cat House with Cat-Ear Door, including safety precautions, parts list, and hardware details. Available in Grey and Wood finishes.</p>
 <p>TONNELLE DE JARDIN AVEC PAROIS GAZEBO WITH SIDES PAVILLON MIT SEITEN GAZEBO CON SPONDE GAZEBO CON LATERALES</p>	<p><a href="#">Vounot 3x3m Gazebo with Sides: Assembly and Safety Guide</a></p> <p>Comprehensive assembly instructions, safety guidelines, and maintenance tips for the Vounot 3x3m Gazebo with Sides. Learn how to safely set up and care for your garden tent.</p>