

Pyle PLUTV48KBTR

Pyle PLUTV48KBTR 4-inch Waterproof Off-Road Speakers User Manual

Model: PLUTV48KBTR

INTRODUCTION

This manual provides essential information for the proper installation, operation, and maintenance of your Pyle PLUTV48KBTR 4-inch Waterproof Off-Road Speaker System. Please read this manual thoroughly before use to ensure optimal performance and longevity of your product.

The Pyle PLUTV48KBTR is a 2-way active and passive speaker system designed for off-road and marine environments. It features 4-inch speakers, 800W peak power, Bluetooth connectivity, and integrated RGB lighting, making it suitable for ATVs, UTVs, Jeeps, and boats.



Image: Pyle PLUTV48KBTR 4-inch Waterproof Off-Road Speakers with RGB Lights and Bluetooth Controller.

What's in the Box

Carefully unpack the contents and ensure all items are present:

- 1 x Wireless Bluetooth Control Unit
- 2 x 4-inch Off-Road Speakers
- 2 x Speaker Connection Wires (6.6 ft.)
- 4 x Butt Connectors (16-22 AWG)
- 2 x EVA Pads (5.9" x 0.7" x 0.2"-inches)
- 2 x EVA Pads (6.5" x 0.7" x 0.2"-inches)
- 1 x RGB Connection Wire (6.6 ft.)

- 1 x Remote Control

What's in the Box?



Image: Contents of the Pyle PLUTV48KBTR speaker system packaging, including speakers, control unit, remote, and wiring.

SETUP AND INSTALLATION

Speaker Mounting

The speakers are designed for universal mounting on support bars, frames, roll-bars, or roll-cages. The mounting brackets accommodate bars from 1.25 to 2.0 inches in diameter. Use the provided EVA pads to ensure a secure fit and prevent vibration.

1. Select a suitable mounting location on your vehicle or vessel.
2. Attach the mounting brackets to the speakers.
3. Place the appropriate size EVA pads around the roll bar to match the bar's diameter and ensure a snug fit.
4. Securely fasten the speakers to the roll bar using the provided hardware. Ensure the speakers are oriented

correctly for optimal sound dispersion.

Universal Roll-Bar Mounts

Fits 1.25"–2.0" bars.



Image: Pyle PLUTV48KBTR speaker mounted on a roll bar, demonstrating universal mounting capability.



Image: Close-up of the Pyle PLUTV48KBTR speaker's universal mounting bracket on a bar, showing a secure fit.

Bluetooth Control Unit Installation

The compact Bluetooth amplifier hub can be flush-mounted. Consider the following dimensions for installation:

- Cutout Diameter: Approximately 2.87 inches
- Mounting Depth: Approximately 1.6 inches
- Bezel Thickness: Approximately 0.25 inches

Wide Range of Application



Marine



ATV



4X4



Image: Close-up of the Pyle PLUTV48KBTR Bluetooth control unit with dimensions and a smartphone connected via Bluetooth.

Wiring Connections

Connect the speakers to the wireless Bluetooth control unit using the provided speaker connection wires. Use the butt connectors for secure electrical connections. Connect the RGB lighting wire to the control unit for light functionality.

OPERATING INSTRUCTIONS

Powering On/Off

Press the power button on the wireless Bluetooth control unit to turn the system on or off.

Bluetooth Pairing

1. Ensure the speaker system is powered on.
2. Activate Bluetooth on your mobile device (e.g., iPhone, Android phone, iPad).
3. Search for available Bluetooth devices and select 'Pyle PLUTV48KBTR' (or similar name) to pair.
4. Once paired, you can stream audio wirelessly from your device to the speakers.



Image: A user connecting a smartphone to Pyle PLUTV48KBTR speakers via Bluetooth for stable audio streaming.

Audio Playback

Use the controls on the wireless Bluetooth control unit or your paired device to manage audio playback, including volume, track selection, and play/pause functions. The system supports full-range stereo sound reproduction.

RGB Lighting Control

The speakers feature integrated RGB mood lighting. Use the provided remote control to adjust colors, brightness, and lighting modes. The system also supports dynamic RGB LED light rings for visual effects.

Led Light for Stunning Visuals

RGB mood lighting.



Remote Control

Image: Pyle PLUTV48KBTR speaker with illuminated RGB lights, showcasing customizable mood lighting.




Image: Pyle PLUTV48KBTR speakers with dynamic RGB LED light rings, illustrating combined audio and light effects.

MAINTENANCE

The Pyle PLUTV48KBTR speakers feature marine-grade IP-X5 waterproof construction, making them resistant to water splashes and jets. Regular maintenance will help prolong the life of your speakers:

- **Cleaning:** Periodically wipe down the speakers with a damp cloth to remove dirt, dust, and salt residue. Avoid using harsh chemicals or abrasive cleaners.
- **Inspection:** Regularly check all connections and mounting hardware for tightness and signs of corrosion.
- **Storage:** If storing the vehicle or vessel for an extended period, ensure the speakers are clean and dry.

**Weatherproof &
Water-Resistant**
Marine grade construction.



Image: Pyle PLUTV48KBTR speakers installed on a boat, highlighting their marine-grade, water-resistant design.



Image: Pyle PLUTV48KBTR speaker in a rainy environment, demonstrating its weather-resistant capabilities.

TROUBLESHOOTING

If you encounter issues with your Pyle PLUTV48KBTR speaker system, refer to the following common troubleshooting steps:

- No Power:** Ensure all power connections are secure and the vehicle's battery has sufficient charge. Check any inline fuses if applicable.
- No Sound:** Verify that the speaker wires are correctly connected to the control unit and speakers. Check the volume level on both the control unit and your paired Bluetooth device. Ensure the Bluetooth device is properly paired and playing audio.
- Bluetooth Disconnection:** Ensure your Bluetooth device is within the effective range (approximately 9.14 meters or 30 feet). Try unpairing and re-pairing the device.
- Distorted Sound:** Reduce the volume on both the control unit and your source device. Check for loose speaker connections.
- RGB Lights Not Working:** Ensure the RGB connection wire is properly connected. Check the remote control's battery.

If problems persist, contact Pyle customer support for further assistance.

SPECIFICATIONS

Model Number	PLUTV48KBTR
Speaker Type	2-Way Active/Passive System
Speaker Size	4 Inches
Speaker Maximum Output Power	800 Watts
Impedance	4 Ohm
Connectivity Technology	Bluetooth
Bluetooth Range	9.14 Meters (30 Feet)

Water Resistance Level	IP-X5 (Water Resistant)
Product Dimensions	5.6 x 8.4 x 7.3 inches
Item Weight	1.2 Pounds
Material	Stainless Steel or corrosion-resistant plastic
Compatible Devices	iPhone, Android mobile phone, iPad

WARRANTY AND SUPPORT






This Pyle product comes with a limited warranty. For specific warranty terms and conditions, please refer to the documentation included with your purchase or visit the official Pyle website.

For technical support, troubleshooting assistance, or warranty claims, please contact Pyle customer service:

[Visit the Pyle Store on Amazon](#)

© 2025 Pyle. All rights reserved.

Related Documents - PLUTV48KBTR

	<p>Pyle PLUTV48KBTR 4" Waterproof Off-Road RGB Speakers User Manual</p> <p>User manual for the Pyle PLUTV48KBTR 4-inch waterproof rated off-road RGB speaker system. Features include wireless BT connectivity, remote control, marine-grade construction, and installation instructions for ATVs, UTVs, Jeeps, and other powersports vehicles.</p>
	<p>Pyle PLUTV47R 4" Waterproof Off-Road Speakers User Guide</p> <p>Comprehensive user guide for the Pyle PLUTV47R 4-inch waterproof off-road speaker system. Features 800W power, RGB lights, remote control, and installation instructions for ATVs, UTVs, and other power sport vehicles.</p>
	<p>Pyle PLUTV63BTA 6.5" Marine/Off-Road Wireless BT Speakers User Guide</p> <p>Detailed user guide and technical specifications for the Pyle PLUTV63BTA amplified marine and off-road wireless Bluetooth speaker system, designed for ATVs, UTVs, 4x4s, and Jeeps.</p>
	<p>PYLE PLUTV55BTR 5.25" Waterproof Off-Road Wireless BT Speakers User Manual</p> <p>User manual for the PYLE PLUTV55BTR 5.25-inch waterproof rated off-road wireless Bluetooth speakers. This 1000 Watt amplified vehicle speaker system is designed for ATVs, UTVs, 4x4s, and Jeeps, featuring RGB lights and remote control for enhanced audio experience.</p>
	<p>Pyle PLUTV53BTA 5.25" Waterproof Off-Road Speakers User Manual</p> <p>User manual for the Pyle PLUTV53BTA 5.25" Waterproof Rated Off-Road Wireless BT Speakers, an amplified vehicle speaker system for ATV, UTV, 4x4, and Jeep vehicles. Includes installation instructions, features, technical specifications, and what's in the box.</p>



[Pyle PLMRWK49WT/BK & PLMRWK59WT/BK Waterproof Off-Road Marine Speakers User Guide](#)

User guide for Pyle PLMRWK49WT/BK and PLMRWK59WT/BK waterproof rated off-road marine box speaker systems. Details features like 2-way system, long excursion woofers, titanium tweeters, 360° rotation, and rugged construction for ATVs, UTVs, Jeeps, and marine watercraft. Includes support contact and California Prop 65 warning.