

[manuals.plus](#) /

› [LEVOIT](#) /

› [LEVOIT LV600HH 6L Hybrid Ultrasonic Humidifier User Manual](#)

LEVOIT LV600HH

LEVOIT LV600HH 6L Hybrid Ultrasonic Humidifier User Manual

Model: LV600HH

INTRODUCTION

This manual provides detailed instructions for the safe and efficient operation, maintenance, and troubleshooting of your LEVOIT LV600HH 6L Hybrid Ultrasonic Humidifier. Please read this manual thoroughly before first use and retain it for future reference.



Image: The LEVOIT LV600HH Hybrid Ultrasonic Humidifier, black in color, shown with its remote control. The humidifier features a clear water tank and a digital display panel.

IMPORTANT SAFETY INSTRUCTIONS

- Always place the humidifier on a firm, flat, waterproof surface at least 12 inches (30 cm) away from walls and appliances.
- Do not place the humidifier directly on wooden floors or furniture without a protective mat or towel underneath to prevent water damage.
- Use only clean, distilled, or filtered water. Tap water may contain minerals that can cause white dust and promote mold growth.
- Exercise caution when using the warm mist function, as the mist emitted can be hot.
- Unplug the humidifier before filling, cleaning, or moving it.
- Keep the humidifier out of reach of children and pets.
- Do not block the mist outlet or air intake.
- Clean the humidifier regularly, at least once a week, to prevent mineral buildup and bacterial growth.

PACKAGE CONTENTS

Upon unpacking, please verify that all items listed below are present and in good condition:

- 1 x LEVOIT LV600HH Hybrid Ultrasonic Humidifier
- 1 x Remote Control
- 1 x Cleaning Brush
- 3 x Aroma Pads (1 pre-installed)
- 3 x Absorption Pads (1 pre-installed)
- 1 x User Manual (this document)

PRODUCT OVERVIEW

Familiarize yourself with the components of your humidifier.



Image: An illustration of the LEVOIT LV600HH humidifier in a living room setting, with callouts indicating its high efficiency, warm and cool

mist capability, 50-hour runtime, smart auto mode, and customizable humidity settings.

Main Components:

- **Water Tank:** 6-liter capacity for extended operation.
- **Mist Outlet:** Where mist is dispersed.
- **Control Panel/Display:** For adjusting settings and viewing status.
- **Base:** Contains the ultrasonic atomizer and heating element.
- **Aroma Box:** For essential oil diffusion.
- **Remote Control:** For convenient operation from a distance.

SETUP

1. **Unpack:** Carefully remove all packaging materials and place the humidifier on a flat, stable surface.
2. **Placement:** Position the humidifier in a suitable location, ensuring it is at least 12 inches (30 cm) from walls and furniture. Avoid placing it on carpets or directly on wooden surfaces.
3. **Fill Water Tank:** Remove the water tank lid. Fill the tank with distilled or filtered water. Do not exceed the maximum fill line. Replace the lid securely.
4. **Connect Power:** Plug the power cord into a standard 120V AC outlet.

OPERATING INSTRUCTIONS

Power On/Off

- Press the **Power Button** on the control panel or remote control to turn the humidifier on or off.

Mist Level Adjustment (Warm/Cool Mist)

Dual Mist, Double Effect

Warm Mist



Up RH 10% in 20 Mins



Relieve the Flu

Cool Mist



Moisturizes Skin



28dB More Quiet



**Note: Tested in the Levoit Lab*

Image: A split image demonstrating the dual mist capabilities of the LEVOIT LV600HH humidifier. One side shows warm mist with benefits like raising humidity and relieving flu symptoms, while the other shows cool mist for skin moisturization and quiet operation.

- Press the **Mist Level Button** to cycle through low, medium, and high mist output settings.
- Press the **Warm Mist Button** to activate the warm mist function. Press again to turn off.
- The humidifier will default to cool mist if warm mist is not selected.

Humidity Setting (Auto Mode)

Enjoy a Worry-Free Sleep



Image: The LEVOIT LV600HH humidifier on a bedside table, with mist rising. Text indicates quiet operation (less than 28dB) and an automatic mode that adjusts mist levels based on humidity, turning off if over-humidified.

- Press the **Humidity Button** to set your desired humidity level (e.g., 40%–60%). The humidifier will automatically adjust mist output to maintain this level.
- Activate **Auto Mode** by pressing the Auto button. The humidifier will automatically maintain a healthy humidity range, increasing mist when too dry and shutting off when over-humidified.

Timer Function

- Press the **Timer Button** to set an operating duration from 1 to 12 hours. The humidifier will automatically turn off once the set time expires.

Essential Oil Diffuser

Create an Aromatic Moment



Image: The LEVOIT LV600HH humidifier with its aroma box pulled out, showing a bottle of essential oil being added to an aroma pad. A woman is shown in the background enjoying the diffused aroma.

- Locate the aroma box on the side of the humidifier. Pull it out.
- Add 5-10 drops of essential oil onto the aroma pad.
- Slide the aroma box back into the humidifier. The mist will carry the aroma into the air.
- *Note: Do not add essential oils directly into the water tank.*

Remote Control Usage

- The remote control allows you to operate all functions of the humidifier from a distance. Ensure the remote is pointed towards the humidifier's display panel.
- Buttons on the remote mirror the functions on the main control panel.

MAINTENANCE

Regular cleaning is essential for optimal performance and hygiene.

Daily Maintenance:

- Empty and rinse the water tank and base daily.
- Allow all parts to air dry before reassembly.

Weekly Cleaning:

1. **Unplug:** Always unplug the humidifier before cleaning.
2. **Disassemble:** Remove the water tank and any other removable parts.
3. **Descaling:** Fill the base with 1 cup (240 mL) of white vinegar. Let it sit for 15-20 minutes to loosen mineral buildup.
4. **Scrub:** Use the provided cleaning brush to gently scrub the heating plate and ultrasonic atomizer.
5. **Rinse:** Thoroughly rinse all components with clean water until the smell of vinegar is gone.
6. **Dry:** Wipe all surfaces dry with a clean cloth or allow to air dry completely before reassembling.
7. **Aroma Pad:** Replace the aroma pad every 2-3 months, or when the scent is no longer noticeable.
8. **Absorption Pad:** Replace the absorption pad as needed, typically when it appears discolored or hardened.

TROUBLESHOOTING

Problem	Possible Cause	Solution
No mist or low mist output	<ul style="list-style-type: none">• No water in tank• Mineral buildup on atomizer• Mist outlet blocked	<ul style="list-style-type: none">• Refill water tank• Clean the atomizer with vinegar and brush• Clear any obstructions from the mist outlet
White dust around humidifier	<ul style="list-style-type: none">• Using hard tap water	<ul style="list-style-type: none">• Use distilled or filtered water• Clean the humidifier regularly
Unusual odor	<ul style="list-style-type: none">• Dirty water or tank• New unit smell	<ul style="list-style-type: none">• Clean the water tank and base thoroughly• Run the humidifier in a well-ventilated area for a few hours
Humidifier is leaking	<ul style="list-style-type: none">• Water tank not seated correctly• Overfilled water tank• Damaged tank	<ul style="list-style-type: none">• Ensure tank is properly seated• Do not overfill past max line• Contact customer support if tank is damaged

SPECIFICATIONS

Model Name	LV600HH
Voltage	AC 120V / 60Hz
Rated Power	280W
Water Tank Capacity	6L (1.59 gallons)
Max Cool Mist Output	300 mL/h
Max Warm Mist Output	500 mL/h

Running Time	10–60 hours (depending on settings)
Coverage Area	Up to 753 ft² / 70 m²
Noise Level	<28 dB
Dimensions	11.6"D x 7.7"W x 11.3"H
Item Weight	4.84 pounds (2.2 kg)

WARRANTY AND SUPPORT

LEVOIT provides a warranty for this product. For detailed warranty information, please refer to the warranty card included in your package or visit the official LEVOIT website. If you encounter any issues or have questions regarding your humidifier, please contact LEVOIT Customer Support for assistance.


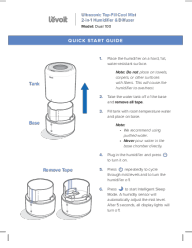

Website: www.levoit.com

Email: support@levoit.com



Related Documents - LV600HH

<div>User Manual of Product 1: LEVOIT Humidifiers for Bedroom Large Room Home, 6L, Cool Mist Top Fill Essential Oil Diffuser for Baby & Home, Smart App & Voice Control, Fogless Humidifiers & Aromatherapy, Quiet Sleep Mode, Gray</div> <div>User Manual of Product 2: LEVOIT Humidifiers for Bedroom Large Room Home, 6L, Warm and Cool Mist Ultrasonic Air Vaporizer for Home and Office, Humid, Built-in Humidity Sensor, Essential Oil Diffuser, Whisper Quiet, Timer, White</div>	<div>Levoit LV600HH Hybrid Ultrasonic Humidifier User Manual</div> <div>Comprehensive user manual for the Levoit LV600HH Hybrid Ultrasonic Humidifier. Includes setup, operation, safety guidelines, cleaning instructions, troubleshooting, and warranty information.</div>
<div>User Manual of Product 1: LEVOIT Humidifiers for Bedroom Large Room Home, 6L, Warm and Cool Mist Ultrasonic Air Vaporizer for Home and Office, Humid, Built-in Humidity Sensor, Essential Oil Diffuser, Whisper Quiet, Timer, White</div> <div>User Manual of Product 2: LEVOIT Humidifiers for Bedroom, Quiet 3L, Water Tank/ Cool Mist Top Fill Essential Oil Diffuser with 250ml for Home Large Room, 360° Rotating, Fogless Ultrasonic Humidification for Baby Nursery and Plant</div>	<div>Levoit LV600HH Hybrid Ultrasonic Humidifier User Manual</div> <div>Comprehensive user manual for the Levoit LV600HH Hybrid Ultrasonic Humidifier, covering setup, operation, safety, cleaning, troubleshooting, and warranty information.</div>
<div>User Manual of Product 1: LEVOIT Humidifiers for Bedroom Large Room Home, 6L, Warm and Cool Mist Ultrasonic Air Vaporizer for Home and Office, Humid, Built-in Humidity Sensor, Essential Oil Diffuser, Whisper Quiet, Timer, White</div> <div>User Manual of Product 2: LEVOIT QuietCool Smart Cool and Warm Mist Humidifier for Bedroom Large Room Home, Auto Customized Humidity, Ultrasonic Top Fill Oil Diffuser for Baby and Plants, Quiet, 4.6L, White</div>	<div>LEVOIT LV600HH Hybrid Ultrasonic Humidifier User Manual</div> <div>User manual for the LEVOIT LV600HH Hybrid Ultrasonic Humidifier. Learn how to set up, operate, clean, and troubleshoot this quiet, efficient humidifier with warm and cool mist options and aroma diffusion capabilities.</div>

 <p>Levoit ULTRASONIC TOP-FILL COOL MIST 2-IN-1 HUMIDIFIER & DIFFUSER Model Dual 100</p> <p>Operation & Control</p>	<p>Levoit Dual 100 Ultrasonic Top-Fill Cool Mist 2-in-1 Humidifier & Diffuser User Manual</p> <p>User manual for the Levoit Dual 100 Ultrasonic Top-Fill Cool Mist 2-in-1 Humidifier & Diffuser. This guide provides detailed instructions on setup, operation, maintenance, troubleshooting, and warranty information for the product.</p>
 <p>Levoit ULTRASONIC TOP-FILL COOL MIST 2-IN-1 HUMIDIFIER & DIFFUSER Model Dual 100</p> <p>QUICK START GUIDE</p>	<p>Levoit Dual 100 Ultrasonic Top-Fill Cool Mist 2-in-1 Humidifier & Diffuser User Manual</p> <p>Comprehensive user manual and quick start guide for the Levoit Dual 100 2-in-1 Humidifier & Diffuser, covering setup, operation, maintenance, troubleshooting, and warranty information.</p>
 <p>User Manual of Product 1: LEVIT® Humidifier For Bedroom Large Room Home, 6L Top Fill Water and Cool Mist for White Noise, Smart WiFi Remote Control, Customized Humidity, Essential Oil, Sleep Mode, Timer, 90W, 1.5L/gallon</p> <p>User Manual of Product 2: LEVIT® Humidifier For Bedroom, Smart WiFi Remote Control, Top Fill Cool Mist for Baby Nursery and Pets with Essential Oil Diffuser, Humidity Display, Easy Clean, Whisper Quiet Operation, 3L, 90W</p>	<p>Levoit Smart Humidifier User Manuals: LV600S and Dual 200S</p> <p>Comprehensive user manuals for Levoit Smart Hybrid Ultrasonic Humidifier (LV600S, LUH-A602S) and Dual 200S Smart Top-Fill Humidifier. Includes setup, operation, safety, maintenance, and troubleshooting guides for smart, WiFi-enabled humidifiers.</p>