

Manuals+

[Q & A](#) | [Deep Search](#) | [Upload](#)

[manuals.plus](#) /

- › [Zeblaze](#) /
- › [Zeblaze Vibe 3 GPS Smart Watch User Manual](#)

Zeblaze Vibe 3 GPS

Zeblaze Vibe 3 GPS Smart Watch User Manual

Model: Vibe 3 GPS

INTRODUCTION

Thank you for choosing the Zeblaze Vibe 3 GPS Smart Watch. This manual provides comprehensive instructions to help you set up, operate, and maintain your device, ensuring you get the most out of its advanced features. The Zeblaze Vibe 3 GPS is designed to enhance your fitness journey and daily life with its robust tracking capabilities and smart notifications.



Image: Front view of the Zeblaze Vibe 3 GPS Smart Watch, showcasing its vibrant display with activity metrics like steps, calories burned, and heart rate. The watch features a durable black casing and a comfortable silicone strap.

KEY FEATURES

- **1.3-inch IPS Full-Round Color Touch Screen:** Provides clear visuals and intuitive navigation.
- **Integrated GPS/GLONASS:** For precise outdoor activity tracking without needing your phone.
- **24/7 Heart Rate Monitoring:** Advanced optical sensor for continuous and accurate heart rate data.
- **Multi-Sport Modes:** Supports various activities like running, cycling, and more, with detailed data analysis.
- **Sleep Tracking:** Monitors light and deep sleep patterns to help improve sleep quality.
- **Smart Notifications:** Receive alerts for calls, SMS, and app notifications directly on your wrist.
- **Long Battery Life:** Optimized power consumption for extended usage.
- **IP67 Water Resistance:** Designed to withstand splashes and brief immersion.
- **Compatibility:** Works with both iOS and Android smartphones via the Fundo app.



**FITS
YOUR
SPORT**

YOU RUN. IT THINKS.

ZEBLAZE VIBE 3 GPS
MULTISPORT GPS SMARTWATCH




**IPS Full-Round
Color touch screen**



**GPS/GLONASS
Dual Mode Positioning**



Image: An infographic highlighting the key features of the Zeblaze Vibe 3 GPS Smart Watch, including its IPS color touch screen, GPS/GLONASS dual-mode positioning, multi-sports modes, high-precision sensors, waterproof design, better battery life, and smart notification capabilities.

SETUP GUIDE

1. Charging the Device

Before first use, fully charge your Zeblaze Vibe 3 GPS Smart Watch.

1. Connect the provided charging cable to the charging port on the back of the watch.
2. Plug the USB end of the cable into a standard USB power adapter (5V/1A recommended) or a computer's USB port.
3. The watch display will show a charging indicator. A full charge takes approximately 3 hours.

2. Downloading and Installing the App

The Zeblaze Vibe 3 GPS Smart Watch requires the "Fundo" app for full functionality and data synchronization.

- For iOS devices: Search for "Fundo" in the Apple App Store.
- For Android devices: Search for "Fundo" in the Google Play Store.
- Alternatively, scan the QR code provided in the watch's packaging or on the watch screen (if available) to download the app.

"Fundo" APP Connection

It can help your watch own more functions and provide more visual data with the new openplatform of Fundo.



Compatibility: iOS 9.0 or above and Android 4.4 or above.

Specifications

Case Diameter	50.5 mm	Platform	Nordic 52832 + GPS
Case Thickness	15.9 mm	Sensors	Heart-rate sensor
Weight	56 g		Proximity sensor
Body Material	Case material - Drilling Carbon		Accelerometer
	Coating	Bluetooth Version	Bluetooth 4.0
	Band material- 26mm Sport	Battery	280 mAh
	Strap TPU	Charging Time	3 Hours
Strap Length	135 - 230mm	GPS	GPS / GLONASS
Strap Width	24 mm	Water & Dust Proof Grade	IP 67
Display	1.3" IPS	Supported Devices	Android 4.4 or iOS 9.0 and above
Resolution	240x240 px	Accessories	Dedicated USB charging
Touch Screen	Yes	Application	Fundo

Image: A visual guide demonstrating the "Fundo" app connection process, including icons for downloading from the Apple App Store and Google Play Store. This app is essential for synchronizing watch data and accessing advanced features.

3. Pairing the Watch with Your Smartphone

1. Ensure Bluetooth is enabled on your smartphone.
2. Open the Fundo app on your smartphone.
3. Follow the on-screen instructions within the app to add a new device.

4. Select "Zeblaze Vibe 3 GPS" from the list of available devices.
5. Confirm the pairing request on both your watch and smartphone.
6. Once paired, the watch will synchronize time and data with your phone.

OPERATING INSTRUCTIONS

Basic Navigation

- **Touch Screen:** Swipe left/right, up/down to navigate through menus and screens. Tap to select an option.
- **Side Buttons:** The watch features physical buttons for quick access to functions like "Start/Stop" and "Sport Modes". Refer to the watch face for specific button labels.

Heart Rate Monitoring

The Zeblaze Vibe 3 GPS continuously monitors your heart rate.

- To view your current heart rate, swipe to the heart rate screen on the watch.
- Ensure the watch is worn snugly on your wrist for accurate readings.
- Detailed heart rate data and historical trends can be viewed in the Fundo app.

High-precision 28nm Low Power GPS

The built-in 28nm GPS chip, through several product updates and iterations, as well as continuous optimization and adjustment, performs even better in satellite search speed, positioning accuracy, and power consumption.



All-day Heart Rate Monitoring

The Zeblaze VIBE 3 GPS is equipped with an advanced heart rate optical sensor, which can perform 24-hour uninterrupted high-precision heart rate detection, safeguarding your health all the time.



Image: This image illustrates the watch's high-precision GPS capabilities, showing a map of a tracked route, and its all-day heart rate

monitoring feature with a graph of heart rate fluctuations over time.

GPS and Activity Tracking

The built-in GPS allows for accurate tracking of outdoor activities.

- To start an outdoor activity (e.g., running), navigate to the "Sport Modes" menu.
- Select your desired activity. The watch will attempt to acquire a GPS signal.
- Once GPS is locked, press the "Start" button to begin tracking.
- During the activity, the watch will display real-time data such as distance, pace, duration, and heart rate.
- Press "Stop" to pause or end the activity. Data will be saved and synced to the Fundo app.



Image: The watch face showing "Running" mode with a visual representation of a GPS-tracked route, indicating the watch's ability to record outdoor activities accurately.

Multi-Sport Modes

The watch supports various exercise modes to accurately track your sports activities.

- Access "Sport Modes" from the main menu.
- Choose from a selection of pre-set activities.
- The watch will use its sensors to record relevant data for your chosen activity.

Multi Mainstream Exercise Modes

Zeblaze VIBE 3 GPS supports multi mainstream exercise modes, which accurately track your sports activities. There are also multiple professional sensors that record physical data in full, and perform scientific analysis on them to enhance your exercise capacity.



Build Better Bedtime Habits

Zeblaze VIBE 3 GPS provides a tracking of light and deep sleep as well as heart rate during sleep to help you build better bedtime habits.



Image: This composite image demonstrates the watch's multi-sport tracking capabilities, showing individuals engaged in various exercises like cycling and rope climbing. It also illustrates the sleep tracking feature, displaying sleep patterns (deep vs. light sleep) on the watch face.

Sleep Monitoring

Wear the watch to bed to automatically track your sleep patterns.

- The watch will record your light sleep, deep sleep, and awake times.
- View detailed sleep analysis and recommendations in the Fundo app.

Smart Notifications

Once paired with your smartphone, the watch can display notifications.

- Ensure notification permissions are enabled for the Fundo app in your phone's settings.
- Incoming calls, SMS messages, and alerts from selected apps will appear on your watch screen.
- You can dismiss notifications from the watch.

Incoming Calls, SMS, App Notifications ... No Reminders Will Be Missed

The Zeblaze VIBE 3GPS has a wealth of smart functions, including weather forecast, event reminders, call reminders, app notifications, and more, offering a variety of practical tools to facilitate your daily work and life.



More Smart Features to Love


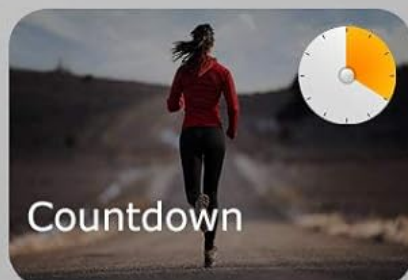
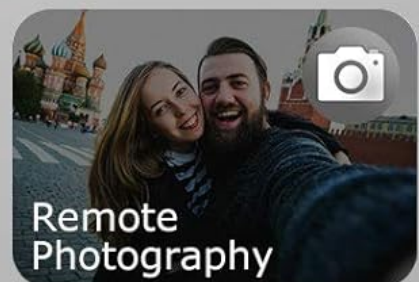



Image: This image highlights the smart notification capabilities of the watch, showing various app icons (WhatsApp, Twitter, Facebook,

YouTube, SMS) appearing on the watch face. It also showcases other smart features such as real-time weather, music control, smart alarm clock, timer, remote photography, countdown, and find my phone.

MAINTENANCE

Cleaning Your Watch

- Regularly clean the watch case and strap with a soft, damp cloth.
- For the charging contacts and heart rate sensor on the back, use a dry cotton swab to gently remove any dust or debris.
- Avoid using harsh chemicals or abrasive materials, as they may damage the watch.

Water Resistance (IP67)

The Zeblaze Vibe 3 GPS Smart Watch is rated IP67 water resistant. This means it is protected from dust and can withstand immersion in water up to 1 meter for up to 30 minutes.

- It is suitable for daily use, such as hand washing, rain, or splashes.
- It is **not** recommended for swimming, showering with hot water, or diving.
- Avoid exposing the watch to high-pressure water or steam.
- If the watch gets wet, dry it thoroughly before charging.

Better Battery Life

A new circuit design especially developed for Zeblaze VIBE 3GPS, an advanced low power-consumption chip, and a deep power optimization give the Zeblaze VIBE 3GPS a longer battery life. Stays with the user over the long haul, allowing you to wear it without worry and never think about charging.



15 days Basic watch mode Turn off the Bluetooth connection, heart rate monitoring and other functions, and lift the wrist to see the time 100 times a day.	7 days Daily use mode Heart rate monitoring always on, sleep monitoring; 150 pushed notifications lighting-up the screen, lift the wrist to see the time 30 times, and 5 minutes for other operations every day; exercise 3 times a week for 30 minutes.	235 mins GPS continuously on time GPS activated to track exercise and monitor heart rate.
--	--	---



IP67 Water Resistance

Zeblaze VIBE 3GPS supports the industry-leading IP67 level waterproof. You can walk, run or dance in the rain without worry. Because it has the same super waterproof ability as the traditional high-end sport watches.

Image: This image illustrates the extended battery life of the watch, showing different usage scenarios (basic watch mode, daily use mode, continuous GPS). It also emphasizes the IP67 water resistance, depicting the watch being used in water-related activities like kayaking and swimming (though caution is advised for prolonged immersion).

Battery Care

- To prolong battery life, avoid fully discharging the watch frequently.
- Charge the watch using only the provided cable.
- Store the watch in a cool, dry place when not in use for extended periods.

TROUBLESHOOTING

Problem	Possible Solution
Watch not turning on	Ensure the watch is fully charged. Connect it to the charger for at least 30 minutes.
Cannot pair with smartphone	Make sure Bluetooth is enabled on your phone. Ensure the Fundo app is installed and open. Restart both the watch and your smartphone. Forget the device in your phone's Bluetooth settings and try pairing again. Ensure the watch is not already paired with another device.
Inaccurate heart rate readings	Ensure the watch is worn snugly on your wrist, not too loose or too tight. Clean the heart rate sensor on the back of the watch. Avoid excessive movement during measurement.
GPS signal not found or inaccurate	Ensure you are in an open outdoor area with a clear view of the sky. Wait a few minutes for the watch to acquire a signal. Sync the watch with the Fundo app to update A-GPS data.
Notifications not appearing	Check if the watch is properly connected to the Fundo app via Bluetooth. Verify that notification permissions are granted to the Fundo app in your phone's settings. Ensure notifications are enabled within the Fundo app for specific applications.

SPECIFICATIONS

Feature	Detail
Brand	Zeblaze
Model	Vibe 3 GPS
Case Diameter	Approx. 50.5 mm
Case Thickness	Approx. 15.9 mm
Weight	Approx. 56 g
Body Material	DLC (Drilling Carbon Coating)
Band Material	24mm Sport Strap (TPU)
Suitable for Wrist Size	135 - 230 mm
Display	1.3" IPS Full-Round Color Touch Screen
Resolution	240x240 px
Platform	Nordic 52832 + GPS
GPS	GPS/GLONASS
Sensors	Heart-rate sensor, Proximity sensor, Accelerometer

Feature	Detail
Bluetooth Version	Bluetooth 4.0
Battery	280 mAh
Charging Time	Approx. 3 hours
Water & Dust Proof Grade	IP67
Supported Devices	Android 4.4 or iOS 9.0 and above
Application	Fundo



Image: The rear view of the Zeblaze Vibe 3 GPS Smart Watch, clearly showing the optical heart rate sensor and charging contacts. This part of the watch rests against the wrist during use.

WARRANTY AND SUPPORT

For warranty information, please refer to the warranty card included in your product packaging or contact the retailer from whom you purchased the device.

For technical support, software updates, and frequently asked questions, please visit the official Zeblaze website or contact their customer service.

Note: Battery life may vary based on usage, settings, and many other factors, meaning that actual results may vary.