

## Mr. Pen SHS01

# Mr. Pen Heavy Duty Stainless Steel Trowel Instruction Manual

Model: SHS01

## 1. PRODUCT OVERVIEW

The Mr. Pen Heavy Duty Stainless Steel Trowel is a versatile and durable gardening tool designed for various tasks such as digging, planting, weeding, and mixing. Constructed from high-quality stainless steel, it offers strength, rust resistance, and an ergonomic design for comfortable use.



*Image 1: The Mr. Pen Heavy Duty Stainless Steel Trowel, showcasing its polished stainless steel blade and ergonomic handle.*

## 2. KEY FEATURES

---

- **Heavy-Duty Construction:** Built with high-quality, heavy-duty stainless steel for durability and strength.
- **Comfortable Grip:** Features a non-slip, ergonomic handle for a firm grip and reduced fatigue.
- **Versatile Use:** Ideal for digging, planting, weeding, and mixing concrete.
- **Rust-Resistant:** Smooth, rust-resistant finish ensures longevity and easy cleaning.
- **Precision Design:** Convenient size and balanced weight for excellent maneuverability and precision.

## 3. SETUP

---

The Mr. Pen Trowel comes pre-assembled and ready for immediate use. No complex setup is required.

### 3.1 Initial Inspection

Upon receiving your trowel, inspect it for any signs of damage during transit. Ensure the handle is securely attached to the blade. The trowel is designed for robust use, but a quick check ensures optimal

performance.

### 3.2 Dimensions


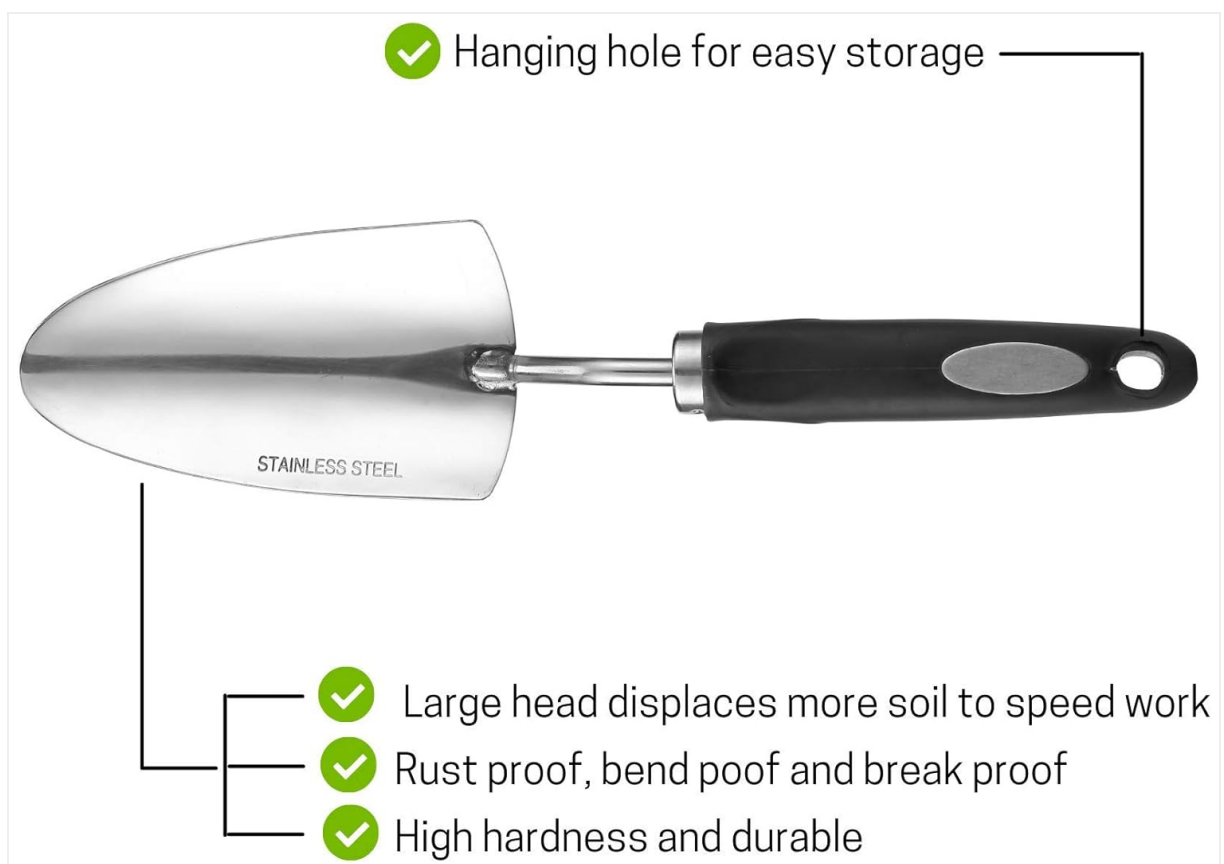


Image 2: Visual representation of the trowel's dimensions, indicating a total length of approximately 13 inches, with a 7.5-inch blade and a 3.1-inch handle width.

## 4. OPERATING INSTRUCTIONS

The Mr. Pen Trowel is designed for ease of use in various gardening and light construction tasks. Its ergonomic design and sharp blade facilitate efficient work.

### 4.1 Ergonomic Design and Grip



*Image 3: Close-up of the trowel's non-slip, soft, and ergonomic rubber grip, designed for comfort and to prevent hand fatigue during prolonged use.*

## 4.2 Digging and Planting

The pointed tip and sharp edges of the trowel allow for easy penetration into soil. Use the blade to create holes for planting, loosen soil, or remove weeds. The integrated depth markings (in inches and centimeters) on the blade assist in precise planting depths.



*Image 4: Detailed view of the trowel's features, including the non-slip handle, ergonomic comfort grip, polished stainless steel blade, and a hanging hole for storage. Depth markings are visible on the blade.*



Ideal for:

- ✓ Planting
- ✓ Transplanting
- ✓ Tilling soil

Mr. Pen  
Mustache



*Image 5: Close-up of the trowel blade, highlighting its large head for displacing more soil, and its rust-proof, bend-proof, and break-proof construction for high hardness and durability.*





*Image 6: The trowel being used to dig into soil, demonstrating its effectiveness in garden tasks.*

### **4.3 Versatile Applications**

This trowel is suitable for a wide range of gardening activities:

- Planting flowers, vegetables, and herbs.
- Transplanting seedlings and small plants.
- Tilling and loosening soil.
- Weeding.
- Mixing soil or concrete in small batches.

## Ergonomic Design

Non-slip, soft and ergonomic rubber grip: comfortable and preventing hand fatigue.



*Image 7: The trowel is shown in a garden setting, illustrating its suitability for planting, transplanting, and tilling soil.*

### 4.4 Safety Information

- Wear safety glasses to protect eyes from flying debris while digging.
- Keep out of reach of children.
- Handle with care due to sharp edges.

## 5. MAINTENANCE

---

To ensure the longevity and optimal performance of your Mr. Pen Trowel, follow these maintenance guidelines:

- **Cleaning:** After each use, clean the blade thoroughly to remove soil, debris, and plant residue. The smooth, rust-resistant finish makes cleaning easy. Rinse with water and wipe dry.
- **Storage:** Store the trowel in a dry place to prevent moisture buildup, even though it is rust-resistant. Utilize the hanging hole on the handle for convenient storage.
- **Inspection:** Periodically inspect the handle and blade for any signs of wear or damage. While designed to be bend-proof and break-proof, extreme force or misuse can cause damage.

## 6. TROUBLESHOOTING



Most issues with the Mr. Pen Trowel can be resolved with simple steps:

- **Difficulty Digging:** If the soil is extremely hard or rocky, apply steady pressure and use a rocking motion. The sharp edges are designed to cut through tough soil.
- **Stubborn Dirt on Blade:** For dried or caked-on dirt, soak the blade in water for a few minutes before scrubbing with a stiff brush.
- **Handle Looseness:** If the handle feels loose, discontinue use and contact customer support for assistance.

## 7. SPECIFICATIONS

Attribute	Detail
Brand	Mr. Pen
Model Number	SHS01
Material	Stainless Steel
Handle Material	Stainless Steel
Blade Material	Stainless Steel
Grip Type	Ergonomic
Item Weight	9.9 ounces
Package Dimensions	13.32 x 3.74 x 2.36 inches
Is Foldable	No
UPC	810053331477

## 8. OFFICIAL PRODUCT VIDEOS

### Mr. Pen - Trowel Overview

Your browser does not support the video tag.

*Video 1: An official overview of the Mr. Pen Trowel, demonstrating its features and general use in a garden setting.*

### Stainless Steel Hand Shovel Demonstration

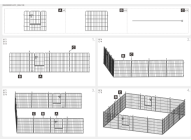
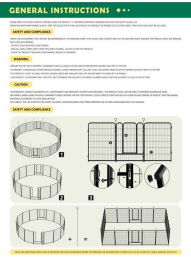




Your browser does not support the video tag.

*Video 2: A demonstration of the Mr. Pen Stainless Steel Hand Shovel, highlighting its robust construction and ease of handling for various tasks.*

## 9. WARRANTY AND SUPPORT

Mr. Pen is committed to providing high-quality products. For information regarding warranty coverage, product support, or any inquiries, please refer to the official Mr. Pen website or contact their customer service directly. Keep your purchase receipt for warranty claims.

Related Documents - SHS01

	<p><a href="#">PawHut Heavy Duty Dog Pen Assembly Instructions</a></p> <p>Step-by-step assembly guide for the PawHut Heavy Duty Dog Pen with 32 panels (including 2 gates). Includes parts list and visual instructions for indoor and outdoor use. Product ID: IN240900514V01_D06-139.</p>
	<p><a href="#">General Instructions: 40 Inch Dog Playpen - 16 Panels Heavy-duty Pet Exercise Pen</a></p> <p>This document provides general instructions, safety guidelines, warnings, and cautions for the 40 Inch Dog Playpen, a 16-panel heavy-duty pet exercise pen designed for indoor and outdoor use.</p>
	<p><a href="#">Universal Condenser Pen User Manual - Features and Usage Guide</a></p> <p>Comprehensive user manual for the Universal Condenser Pen, detailing its functions, product parameters, usage methods, and charging instructions. Compatible with Apple, Android, and capacitive screens.</p>
	<p><a href="#">Taiyongkang Stylus Pen User Manual and Guide</a></p> <p>User guide for the Taiyongkang stylus pen, providing detailed instructions, settings, troubleshooting tips, and warranty information for optimal use with touch screen devices like tablets and smartphones.</p>
	<p><a href="#">TIKKENS Active Stylus Pen (TISP01) - User Manual &amp; Features</a></p> <p>Comprehensive guide for the TIKKENS Active Stylus Pen (TISP01). Learn about its specifications, features, and how to use it with Apple and other capacitive touchscreen devices. Includes setup instructions and charging information.</p>
	<p><a href="#">Smart Stylus Pen User Manual</a></p> <p>User manual for the Smart Stylus Pen, providing instructions on usage, charging, and troubleshooting. Covers compatibility and safety information.</p>