

**Manuals+**

[Q & A](#) | [Deep Search](#) | [Upload](#)

**Timex TW4B19800JT**

# Timex Expedition Digital Chrono Alarm Timer User Manual

Model: TW4B19800JT

## PRODUCT OVERVIEW

The Timex Expedition Digital Chrono Alarm Timer is a robust digital watch designed for outdoor use, featuring a chronograph, alarm, and timer functions. Its durable construction is built to withstand daily wear.



Image: Front view of the Timex Expedition Digital Chrono Alarm Timer watch, showcasing its digital display and Mossy Oak Break-Up Country Camo strap.

## SETUP

---

Before initial use, ensure the watch is properly set to your local time and date. Refer to the detailed instructions below for setting various functions.

### Setting Time and Date

1. Press the **SET** button (typically on the top left) to enter setting mode.
2. Use the **MODE** button (bottom left) to cycle through setting options (e.g., hours, minutes, year, month, day).
3. Use the **START/RESET** button (top right) to adjust the flashing value.
4. Once all settings are correct, press **SET** again to exit setting mode.

### Adjusting the Strap

The adjustable camo fabric strap with genuine leather trim is designed to fit wrist circumferences up to 7.5 inches. Adjust the buckle to achieve a comfortable and secure fit on your wrist.

## OPERATING INSTRUCTIONS

---

This watch offers multiple functions accessible via its buttons. Familiarize yourself with the button layout and their respective operations.

### Chronograph (Stopwatch)

- Press **MODE** until "CHRONO" or stopwatch icon appears.
- Press **START/RESET** to begin timing.
- Press **START/RESET** again to pause/resume.
- To record lap/split times, press **SET** while the chronograph is running.
- To reset, press **START/RESET** to stop, then press **SET**.

### Countdown Timer

- Press **MODE** until "TIMER" or countdown icon appears.
- Use **SET** and **START/RESET** to set the desired countdown duration (up to 24 hours).
- Press **START/RESET** to begin the countdown.
- An audible alert will sound when the timer reaches zero.

### Alarms

- The watch supports 3 daily, weekday, or weekend alarms with a 5-minute backup snooze feature.
- Press **MODE** until "ALARM" or alarm icon appears.
- Use **SET** to select an alarm (AL1, AL2, AL3) and adjust its time.
- Use **START/RESET** to toggle the alarm on/off or set its mode (daily, weekday, weekend).

### Indiglo® Night-Light

Press the **INDIGLO** button (usually the main button on the front or a dedicated button) to illuminate the watch dial for visibility in low-light conditions.

### Military Time Mode (24-Hour) & Dual Time Zones

The watch supports a 24-hour military time display mode and allows for setting two independent time zones (T1 and T2) for convenience when traveling.

## MAINTENANCE

### Water Resistance

This watch is water-resistant to 100 meters (330 feet). This rating makes it suitable for snorkeling and swimming. It is **not** suitable for diving. Avoid pressing buttons underwater to prevent water ingress.

### Battery Replacement

The watch requires 1 Lithium Metal battery (included). When the display dims or functions become erratic, it may be time to replace the battery. It is recommended to have battery replacement performed by a qualified watch technician to ensure proper sealing and water resistance.

### Cleaning

Clean the watch case and strap with a soft, damp cloth. Avoid using harsh chemicals or abrasive materials, which can damage the finish or strap.

## TROUBLESHOOTING

- **Display is blank or dim:** The battery may be low or depleted. Replace the battery.
- **Buttons are unresponsive:** Ensure the watch is not in a locked mode (if applicable). If not, a reset may be required (refer to the full user manual).
- **Time is inaccurate:** Re-set the time according to the "Setting Time and Date" section. If the issue persists, the battery may be weak.
- **Water inside the watch:** Immediately take the watch to a qualified service center. Do not attempt to open it yourself.

## SPECIFICATIONS

Feature	Detail
Model Number	TW4B19800JT
Case Diameter	33mm
Case Material	Resin with Acrylic Lens
Strap Material	Fabric with Genuine Leather Trim
Water Resistance	100m (330 ft)
Battery Type	1 Lithium Metal (included)
Package Dimensions	4.25 x 3.27 x 3.03 inches
Item Weight	0.96 ounces
Department	Unisex-Adult

## WARRANTY AND SUPPORT





For detailed warranty information and comprehensive support, please refer to the official Timex website or the full user manual provided by the manufacturer.

A complete user manual in PDF format can be accessed via the following link:

[Download Full User Manual \(PDF\)](#)

For further assistance, contact Timex customer service through their official channels.

Related Documents

	<p><a href="#">Timex Expedition Digital Watch User Manual</a></p> <p>Comprehensive user manual for the Timex Expedition Digital watch, covering functions, basic operations, time and date settings, alarm, timer, chronograph, INDIGLO night-light, water resistance, and battery information.</p>
	<p><a href="#">Timex Kids Digital Watch User Guide - Operation and Features</a></p> <p>Comprehensive user guide for the Timex Kids digital watch (model 791-095007). Covers features, basic operations, setting time and date, chronograph, alarm, timer, INDIGLO night light, water resistance, strap adjustments, battery information, and warranty details.</p>
	<p><a href="#">Timex Expedition Digital Watch User Manual</a></p> <p>Comprehensive user manual for the Timex Expedition Digital watch, covering basic operations, alarm settings, timer functions, chronograph usage, INDIGLO® night-light, water and shock resistance, and battery information.</p>
	<p><a href="#">Timex Expedition Digital Watch User Guide</a></p> <p>Comprehensive user guide for the Timex Expedition Digital watch, detailing functions, basic operations, time/date settings, alarms, timers, chronographs, INDIGLO® night-light, water and shock resistance, and warranty information.</p>