

SEGA SG94559

SEGA Demon Slayer: Kimetsu no Yaiba PM Perching Figure Zenitsu Agatsuma

MODEL: SG94559

1. Introduction

Thank you for purchasing the SEGA Demon Slayer: Kimetsu no Yaiba PM Perching Figure of Zenitsu Agatsuma. This official licensed product is designed for display and collection. Please read this manual carefully to ensure proper handling and care of your figure.

2. Safety Information

WARNING: Keep away from small children. This product contains small parts which may pose a choking hazard. This figure is intended for collectors aged 15 years and up.

3. Package Contents

Please verify that all items listed below are included in your package:

- Zenitsu Agatsuma Figure
- Base Stand (if applicable, for stability)

4. Setup and Assembly

The Zenitsu Agatsuma Perching Figure is designed for minimal assembly. Typically, the figure comes as a single piece, with a small accessory (like Chuntaro, Zenitsu's sparrow) that may need to be placed. A base stand is included for additional stability if desired.

1. Carefully remove the figure and any accessories from the packaging.
2. If a separate accessory like Chuntaro is included, gently place it in its designated position on the figure (e.g., on Zenitsu's head). Ensure it is secure.
3. Position the figure on its base stand if you wish to use it. The figure is designed to perch, so the base stand provides an elevated or stable surface.





Image 1: Front view of the Zenitsu Agatsuma Perching Figure, showing him seated and holding an onigiri.



Image 2: Zenitsu Agatsuma Perching Figure displayed, highlighting its design and the SEGA Goods branding.

5. Operating and Display

This figure is designed to be displayed on a flat surface where it can 'perch'.

- Choose a stable, flat surface for display, such as a shelf, desk, or display cabinet.
- Ensure the figure is placed in a location where it will not be easily knocked over.
- Avoid direct sunlight or extreme temperatures, which can cause fading or material degradation over time.



Image 3: Side view of the figure, illustrating its perching design and the small sparrow accessory.

6. Maintenance and Care

To maintain the quality and appearance of your figure, follow these care instructions:

- **Cleaning:** Gently dust the figure regularly with a soft, dry brush or a microfiber cloth. For stubborn dirt, lightly dampen a cloth with water and wipe carefully, then dry immediately. Avoid abrasive cleaners or harsh chemicals.
- **Handling:** Always handle the figure by its main body. Avoid gripping small or delicate parts, as they may break.
- **Storage:** If storing the figure, keep it in its original packaging or a protective container in a cool, dry place away from direct light.



Image 4: Detailed close-up of the Zenitsu Agatsuma figure, showcasing facial expression and costume details.

7. Troubleshooting

Most issues with collectible figures are related to display or minor damage. Here are some common points:

- **Figure Instability:** Ensure the figure is placed on a completely flat and level surface. If using the base stand, confirm the figure is properly seated.
- **Dust Accumulation:** Regular dusting as described in Section 6 will prevent significant dust buildup.
- **Fading Colors:** This is often caused by prolonged exposure to direct sunlight. Relocate the figure to a shaded area to prevent further fading.

8. Specifications

Product Name	Demon Slayer: Kimetsu no Yaiba PM Perching Figure Zenitsu Agatsuma
Brand	SEGA
Model Number	SG94559
Product Dimensions	6 x 6 x 8 inches





Item Weight	8.1 ounces
Manufacturer Recommended Age	15 years and up
Release Date	February 1, 2021

9. Warranty and Support

For any questions regarding your SEGA Demon Slayer: Kimetsu no Yaiba PM Perching Figure, please contact the retailer where you purchased the product or visit the official SEGA website for customer support information. Specific warranty details may vary by region and retailer.

SEGA Official Website: www.sega.com


Related Documents - SG94559

	<p>Beyond Oasis Instruction Manual - Sega Genesis Game Guide</p> <p>Official instruction manual for Sega Genesis game Beyond Oasis. Learn about gameplay, controls, combat techniques, spirits, items, and strategies for this classic RPG.</p>
	<p>Sega Genesis Motherboard Replacement Guide</p> <p>Detailed step-by-step instructions for replacing the motherboard in a Sega Genesis Model 1001. This guide covers disassembly, component identification, and reassembly for retro gaming enthusiasts.</p>
	<p>Gunstar Heroes - Sega Genesis Game Manual</p> <p>Official Sega Genesis manual for Gunstar Heroes, detailing gameplay, controls, special techniques, weapons, and starting the game. Learn how to play and master the Gunstar twins.</p>
	<p>Kid Chameleon - SEGA Mega Drive Classics Game Manual</p> <p>Official game manual for Kid Chameleon on SEGA Mega Drive Classics, detailing gameplay, controls, character transformations, items, and support information.</p>



[Sega Strike Fighter Owner's Manual](#)

Comprehensive owner's manual for the Sega Strike Fighter arcade game, detailing installation, operation, safety precautions, and maintenance.



[Sega Saturn Instruction Manual: Setup, Operation, and Troubleshooting Guide](#)

Comprehensive instruction manual for the Sega Saturn video game console, covering setup, connecting to your TV, operating the system, playing games and audio CDs, troubleshooting, and hardware specifications.