

Logitech 981-000896

Logitech Zone Wireless Bluetooth Receiver User Manual

Model: 981-000896

Brand: Logitech

INTRODUCTION

The Logitech Zone Wireless Bluetooth Receiver is designed to enhance your workspace by providing seamless wireless connectivity for your Logitech Zone Wireless peripherals. This compact receiver allows you to connect up to six Logitech Unifying wireless devices, such as headsets, keyboards, and mice, through a single USB port, streamlining your setup and reducing cable clutter.

It is an essential component for leveraging the full capabilities of your Logitech Zone Wireless headset, enabling features like active noise cancellation and clear communication in busy environments.

SETUP GUIDE

Follow these steps to set up your Logitech Zone Wireless Bluetooth Receiver:

- 1. Insert the Receiver:** Plug the Logitech Zone Wireless Bluetooth Receiver into an available USB-A port on your computer. Ensure it is fully inserted.
- 2. Driver Installation:** Your operating system (Windows, macOS) should automatically detect and install the necessary drivers. This process typically takes a few moments.
- 3. Pairing Devices:**
 - For Logitech Zone Wireless headsets, ensure the headset is in pairing mode (refer to your headset's manual for specific instructions).
 - Open the Logitech Options or Logitech G HUB software (if installed) to manage connected devices and initiate pairing for other Logitech Unifying peripherals.
 - The receiver's indicator light will typically blink during pairing and become solid once a device is successfully connected.
- 4. Verify Connection:** Once paired, your Logitech Zone Wireless headset or other peripherals should be ready for use. Test audio and microphone functions for headsets, or input for keyboards/mice.



Figure 1: Angled view of the Logitech Zone Wireless Bluetooth Receiver with its indicator light illuminated.




Figure 2: Front view of the Logitech Zone Wireless Bluetooth Receiver, showing the USB connector and indicator light.

OPERATING INSTRUCTIONS

The Logitech Zone Wireless Bluetooth Receiver operates primarily as a bridge between your computer and your Logitech Zone Wireless peripherals. Once set up, its operation is largely automatic.

- **Automatic Connection:** Paired devices will automatically connect to the receiver when they are powered on and within range.
- **Device Management:** Use the Logitech Options or Logitech G HUB software to view connected devices, check battery levels, and customize settings for your peripherals.
- **Multiple Device Support:** The receiver supports up to six Logitech Unifying wireless peripherals simultaneously, allowing for a comprehensive wireless workspace.
- **Range:** Maintain a clear line of sight between the receiver and your devices for optimal performance. Obstructions can reduce the effective range.

MAINTENANCE AND CARE

Proper care ensures the longevity and optimal performance of your Logitech Zone Wireless Bluetooth Receiver:

- **Cleaning:** Use a soft, dry, lint-free cloth to gently wipe the receiver. Avoid using abrasive cleaners, solvents, or aerosol sprays directly on the device.
- **Storage:** When not in use, store the receiver in a cool, dry place, away from direct sunlight and extreme temperatures.
- **Handling:** Avoid dropping the receiver or subjecting it to strong impacts. Do not attempt to disassemble the device.
- **Environment:** Keep the receiver away from liquids and excessive dust.

TROUBLESHOOTING

If you encounter issues with your Logitech Zone Wireless Bluetooth Receiver, try the following troubleshooting steps:

- **Device Not Connecting:**
 - Ensure the receiver is fully plugged into a working USB port. Try a different USB port.
 - Make sure your Logitech peripheral (e.g., headset) is powered on and in pairing mode if necessary.
 - Restart your computer.
 - Re-pair the device using the Logitech software.
- **Intermittent Connection or Poor Range:**
 - Reduce the distance between the receiver and your device.
 - Remove any large metal objects or other electronic devices that might be causing interference.
 - Ensure the receiver is not obstructed by other objects.
- **No Audio (for headsets):**
 - Check your computer's sound settings to ensure the Logitech Zone Wireless headset is selected as the default playback and recording device.
 - Verify the headset's volume is turned up and not muted.
- **Software Issues:**
 - Ensure your Logitech Options or G HUB software is up to date.
 - Reinstall the Logitech software if problems persist.

SPECIFICATIONS

Feature	Detail
Brand	Logitech
Model Number	981-000896
Item Weight	11.7 ounces
Package Dimensions	7.09 x 4.02 x 0.35 inches

Feature	Detail
Manufacturer	Logitech
ASIN	B08FDPD8Y2
Date First Available	August 7, 2020
Hardware Interface	Bluetooth
Compatible Devices	Smartphone, Speaker (via connected peripherals)
Data Link Protocol	Bluetooth
UPC	097855157850



WARRANTY AND SUPPORT

Warranty Information: Specific warranty details for the Logitech Zone Wireless Bluetooth Receiver are typically provided with your purchase documentation or can be found on the official Logitech website. Please retain your proof of purchase for warranty claims.

Customer Support: For further assistance, technical support, or to inquire about warranty services, please visit the official Logitech support website or contact their customer service department. You can often find FAQs, drivers, and troubleshooting guides online.

Note: Logitech's official website is the best resource for the most current support information.

Related Documents

<div><p>ZONE 305</p><p>Setup Guide</p><p>Guide d'installation</p><p>logitech</p></div>	<p>Logitech Zone 305 Setup Guide: Enhance Your Audio Experience</p> <p>Get started with the Logitech Zone 305 wireless headset. This setup guide covers pairing via USB-C and Bluetooth, comfort adjustments, call controls, and Logi Tune features for optimal business communication.</p>
<div><p>ZONE VIBE 100</p><p>Setup Guide</p><p>Guide d'installation</p><p>logitech</p></div>	<p>Logitech Zone Vibe 100 Wireless Headphones Setup Guide</p> <p>Comprehensive setup guide for the Logitech Zone Vibe 100 wireless headphones, covering product features, connectivity, controls, charging, and software integration with Logi Tune.</p>

