

Manuals+

[Q & A](#) | [Deep Search](#) | [Upload](#)

Manuals.plus /

- › [YunYiYi](#) /
- › YunYiYi H7 Replacement Earpads User Manual

YunYiYi luo-003

YunYiYi H7 Replacement Earpads User Manual

Model: luo-003

INTRODUCTION

This manual provides instructions for the installation, maintenance, and general use of your YunYiYi H7 Replacement Earpads. These earpads are designed to be fully compatible with Mpow H7 Bluetooth Headphones, offering a comfortable and improved listening experience by replacing worn-out original earpads.



Image: A pair of new YunYiYi H7 Replacement Earpads, showcasing their fresh appearance and soft texture.

SETUP AND INSTALLATION

Replacing your Mpow H7 headphone earpads is a straightforward process that requires no special tools. Follow these steps for a quick and effective installation:

1. **Remove Old Earpads:** Gently twist the existing earpads on your Mpow H7 headphones counter-clockwise. If twisting does not work, carefully pull the earpads away from the headphone cup. They should detach with moderate force.
2. **Clean Headphone Surface:** Before installing the new earpads, ensure the surface of your headphone cups is clean and free of any debris from the old earpads.
3. **Align New Earpads:** Take one new YunYiYi replacement earpad. Align the plastic ring or lip on the back of the new earpad with the groove on the headphone cup.
4. **Secure New Earpads:** Press the earpad firmly onto the headphone cup, rotating it clockwise until it clicks securely into place. Repeat for the other side.




Image: A visual comparison showing a worn-out earpad ("Before") next to a new, pristine YunYiYi replacement earpad ("Later"), illustrating the significant improvement in appearance and comfort.

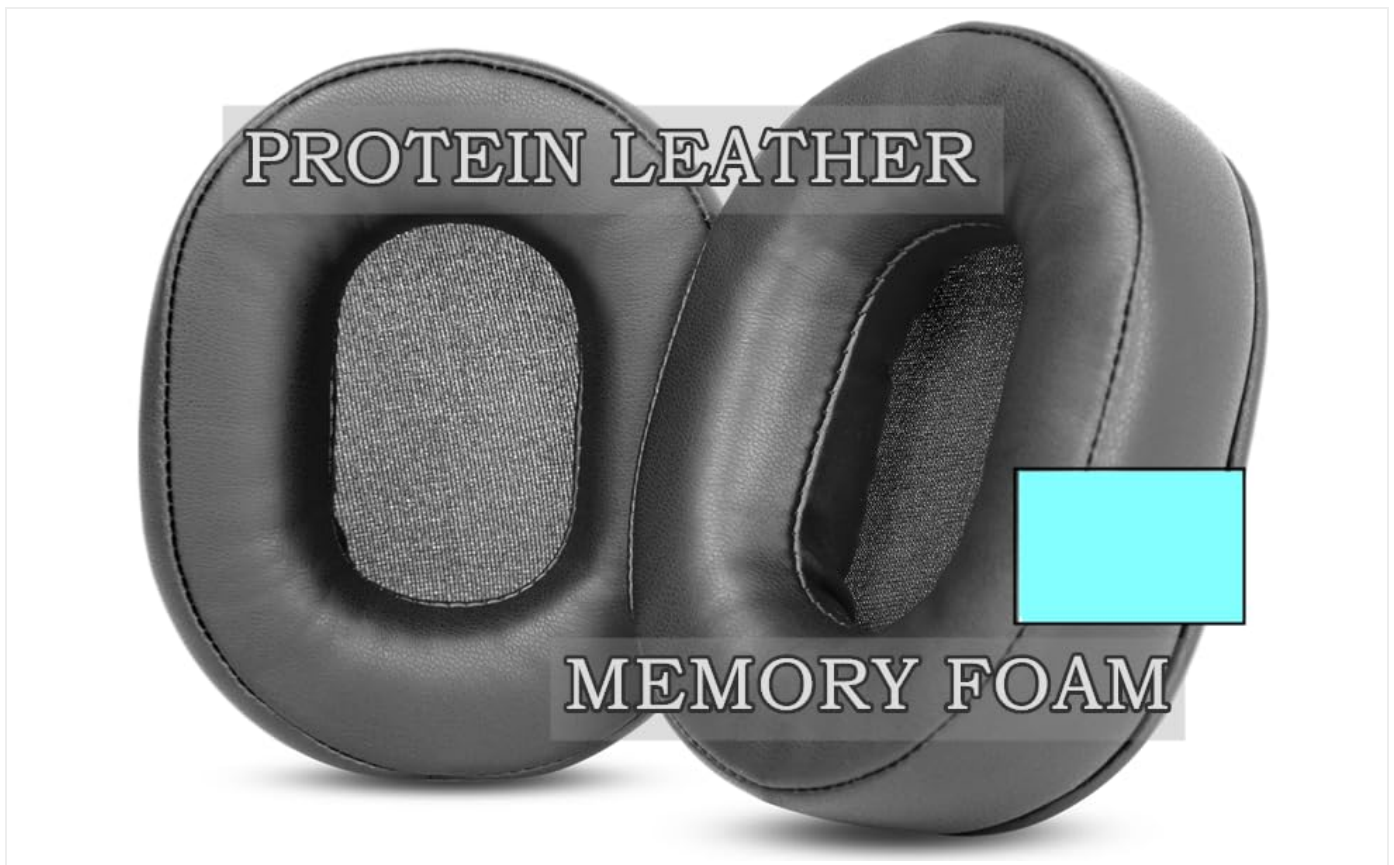


Image: The YunYiYi replacement earpads shown installed on a pair of Mpow H7 Bluetooth headphones, demonstrating a perfect fit and refreshed look.

OPERATING EXPERIENCE

Once installed, your new YunYiYi H7 Replacement Earpads will enhance your listening experience. The high-quality materials, including protein leather and memory foam, are designed to provide:

- **Enhanced Comfort:** The soft memory foam conforms to the shape of your ears, reducing pressure points during extended use.
- **Improved Sound Isolation:** A better seal around your ears can lead to improved passive noise isolation, allowing for a more immersive audio experience.
- **Restored Aesthetics:** Replace worn, flaking earpads to give your headphones a renewed appearance.

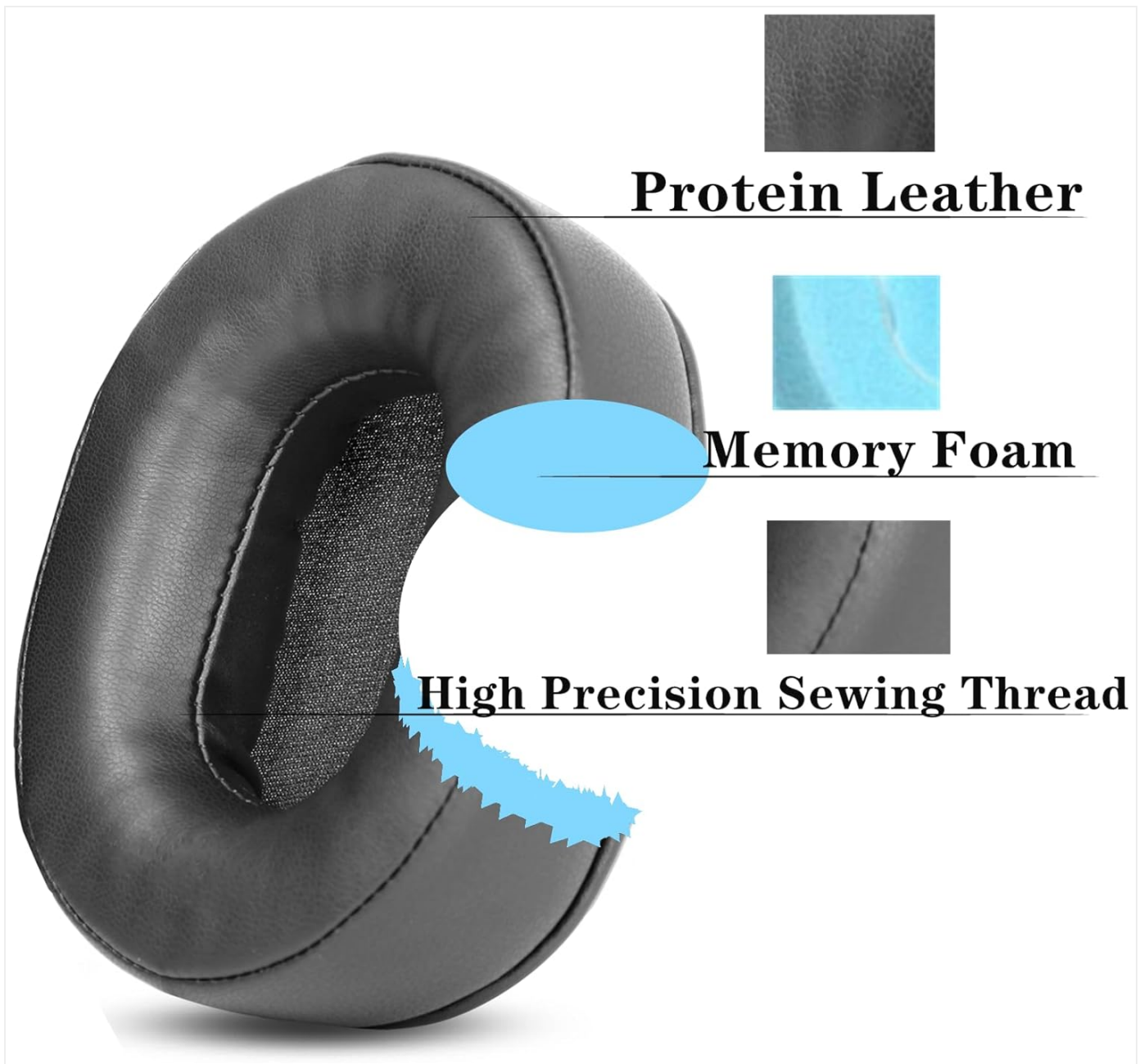


Image: A detailed view of the earpad highlighting its construction with Protein Leather, Memory Foam, and High Precision Sewing Thread, indicating the quality of materials used.

MAINTENANCE

To ensure the longevity and hygiene of your YunYiYi H7 Replacement Earpads, follow these simple maintenance guidelines:

- **Regular Cleaning:** Wipe the surface of the earpads periodically with a soft, slightly damp cloth. Avoid using harsh chemicals or abrasive cleaners, as these can damage the protein leather.
- **Avoid Excessive Moisture:** Do not submerge the earpads in water. If they become wet, gently pat them dry with a clean cloth and allow them to air dry completely before use.
- **Proper Storage:** When not in use, store your headphones in a clean, dry place away from direct sunlight and extreme temperatures to prevent material degradation.

TROUBLESHOOTING

If you encounter any issues during or after installation, consider the following common solutions:

- **Earpads Not Fitting Securely:**

- Ensure you have the correct model of headphones (Mpow H7). These earpads are specifically designed for this model.
- Verify that the plastic ring of the earpad is correctly aligned with the groove on the headphone cup.
- Apply firm, even pressure while twisting clockwise to ensure the earpad locks into place.

- **Reduced Sound Quality After Installation:**

- Check that the earpads are fully sealed around your ears. A poor seal can affect bass response and noise isolation.
- Ensure no debris is trapped between the earpad and the headphone speaker.

- **Discomfort During Use:**

- Allow a short break-in period for the memory foam to fully adapt to your ear shape.
- Ensure the earpads are installed correctly and not twisted or misaligned.

SPECIFICATIONS

Brand	YunYiYi
Model Number	luo-003
Compatible Devices	Mpow H7 Bluetooth Headphones
Materials	Protein Leather, Memory Foam
Item Weight	1.13 ounces (approx. 32 grams)
Package Dimensions	7.01 x 4.41 x 1.26 inches (approx. 17.8 x 11.2 x 3.2 cm)
Earpad Dimensions (Approx.)	Length: 3.9 inches (100mm), Width: 3.1 inches (80mm), Height: 1.1 inches (30mm)




Image: A diagram illustrating the approximate dimensions of a single earpad, including its length (100mm), width (80mm), and height (30mm).

WARRANTY AND SUPPORT

YunYiYi stands behind the quality of its replacement earpads. We offer a **365-day secured use period**. If you are not satisfied with your purchase for any reason, you may return your ear cushions for a full refund, no questions asked. For further assistance or inquiries, please contact YunYiYi customer support through the platform where you purchased the product.



