

Kinsa KSA-110

Kinsa QuickCare Smart Digital Thermometer

Model: KSA-110

Brand: Kinsa

INTRODUCTION

The Kinsa QuickCare Smart Digital Thermometer is an FDA-cleared device designed for accurate and reliable temperature measurement for all ages. Its smart features, combined with the free Kinsa app, provide comprehensive health tracking and personalized guidance to help you manage illness effectively at home.

KEY FEATURES

- **Accurate, Reliable, Fast:** FDA-cleared for safety & accuracy, produces readings in under 8 seconds.
- **Versatile Design:** Can be used orally, underarm, or rectally.
- **Comfortable, Flexible Tip:** Soft outer coating and bendable tip for optimal comfort.
- **Easy to Use:** No-hassle design & large lighted display with fever indication icons.
- **Smart Features with Kinsa App:** Unlimited profiles, fever and symptom tracking, medication reminders, personalized care guidance.
- **Engaging for Kids:** Ellie the Elephant's bubble-blowing animation in the app helps keep fidgety kids still.
- **FSA & HSA-Eligible.**

SETUP

1. Unboxing and Initial Check

Carefully remove the Kinsa QuickCare Smart Digital Thermometer from its packaging. Ensure all components listed in the 'What's in the Box' section are present. The thermometer comes with a pre-installed Lithium Metal battery.

2. App Download (Optional, but Recommended)

To unlock the full range of smart features, download the free Kinsa app from your device's app store (available on iOS or Android). Follow the on-screen instructions within the app to pair your thermometer via Bluetooth.

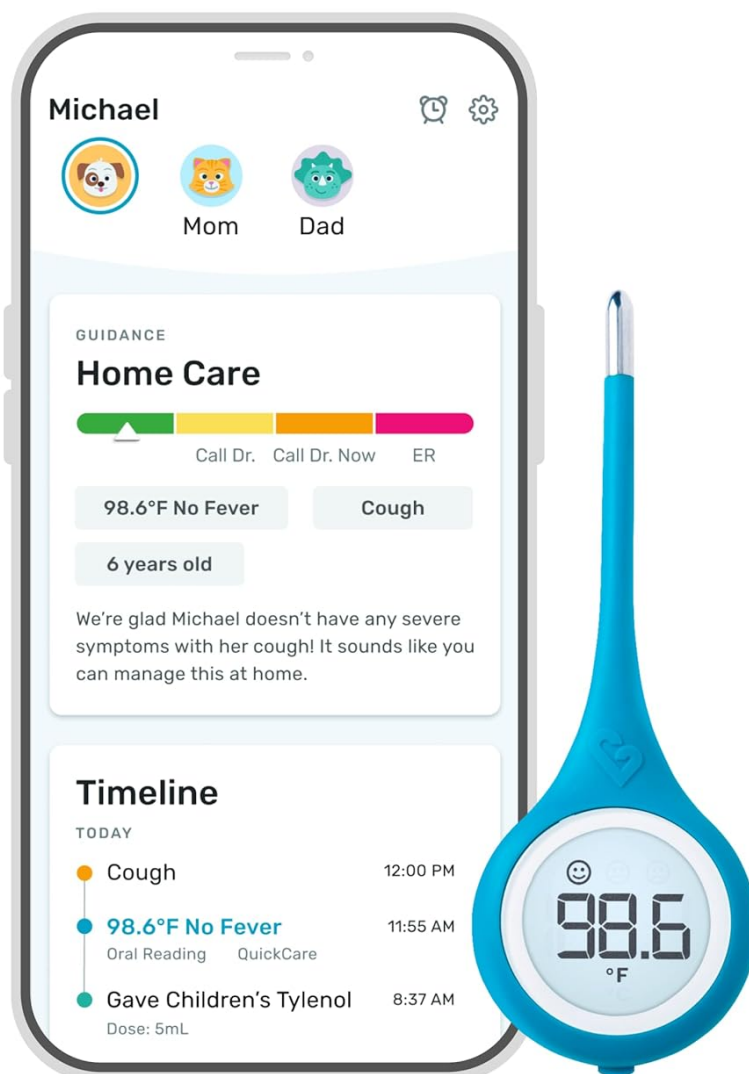


Image: The Kinsa QuickCare Smart Digital Thermometer shown alongside a smartphone displaying the Kinsa app interface, highlighting its smart capabilities.

OPERATING INSTRUCTIONS

Taking a Temperature Reading

1. **Turn On:** Press the button on the thermometer to turn it on. The display will show three dashes, indicating it's ready for a reading.
2. **Positioning:** The thermometer can be used in three ways:
 - *Oral:* Place the flexible tip under the tongue. (Most common for older children and adults).
 - *Underarm:* Place the tip in the armpit, ensuring good skin contact. (Most common for younger children).
 - *Rectal:* Carefully insert the tip into the rectum. (Most common for infants).
3. **Wait for Reading:** Hold the thermometer steady. An accurate temperature reading will appear on the large lighted display in under 8 seconds.
4. **Fever Indication:** The display includes fever indication icons for easy interpretation.

5. **Toggle Units:** A simple push of the button toggles the temperature display between Fahrenheit (F) and Celsius (C) readings.

Using with the Kinsa App

If the thermometer is paired with the Kinsa app, the reading will automatically sync to your smartphone. The app provides additional benefits:

- **Family Profiles:** Create unlimited profiles for all family members to track individual health data.
- **Illness Tracking:** Record fever, symptoms, and medication dosages and timings.
- **Personalized Guidance:** Receive care guidance based on age and symptoms, helping you decide if a doctor's visit is needed or if symptoms can be managed at home.
- **Reminders:** Set reminders for medication doses or next temperature checks.
- **Engaging Animation:** For children, the app displays Ellie the Elephant's bubble-blowing animation to keep them distracted during temperature taking.

Experience Ellie the Elephant's entrancing bubbles

Keeps even the squirmiest of kids still — for you to get the most accurate reading every time




Image: A child is shown having their temperature taken with the Kinsa QuickCare thermometer, while being entertained by the Ellie the Elephant animation on a nearby smartphone.

MAINTENANCE & CARE

To ensure the longevity and hygiene of your Kinsa QuickCare thermometer, always wipe it clean after each use. Use a soft cloth dampened with rubbing alcohol or soap and water. Do not submerge the thermometer in water or use harsh chemical cleaners.

TROUBLESHOOTING

If you encounter any issues with your Kinsa QuickCare thermometer, first ensure the battery is properly installed and has sufficient charge. For specific guidance related to temperature readings or symptoms, refer to the personalized care guidance within the Kinsa app. The app is designed to provide actionable advice based on the data it collects. If problems persist, please contact Kinsa customer support.

SPECIFICATIONS

| Feature | Detail |
|-------------------------|------------------------------------|
| Model Number | KSA-110 |
| Package Dimensions | 5.63 x 3.03 x 0.94 inches |
| Item Weight | 1.59 ounces |
| Batteries | 1 Lithium Metal battery (included) |
| Connectivity Technology | Bluetooth |
| Display Type | Digital |
| Age Range (Description) | Adult, Baby, Toddler, Senior |
| Material | Silicone |
| Color | White, Blue |

WHAT'S IN THE BOX

- Kinsa QuickCare Smart Digital Thermometer

WARRANTY & SUPPORT

This product typically comes with a 1-year manufacturer's warranty. Please refer to the manufacturer's website or contact customer support for detailed warranty information. For support, please refer to the Kinsa app's help section or visit the official Kinsa website.

Related Documents - KSA-110




Comprehensive instructions and product details for the Kinsa CareScan Smart Thermometer, including setup, usage, features, specifications, and troubleshooting.



Explore a detailed guide to the 21 best baby thermometers available, categorized by type (rectal, ear, forehead, oral, underarm). Find product reviews, features, and recommendations from top brands like Vicks, Braun, Kinsa, and Fridababy to help parents make informed choices.



Comprehensive user manual for the NAGRA-D II professional digital audio recorder, covering operation, specifications, maintenance, and features. Provided by NAGRAVISION SA.



Comprehensive user instructions for the Leckey Sleepform system, designed for children with special needs. Learn about setup, positioning, maintenance, and safety for optimal use in home, hospital, or respite care settings.



Comprehensive user guide for the HONOR 8S smartphone, covering setup, features like camera, connectivity, security, and system management. Learn to maximize your device's potential.