

## OREI HD-401MV

# OREI HD-401MV Quad Multi Viewer HDMI Switcher User Manual

Model: HD-401MV

## 1. INTRODUCTION

---

This user manual provides detailed instructions for the OREI HD-401MV Quad Multi Viewer HDMI Switcher. This device allows you to connect up to four HDMI input sources and display them simultaneously on a single HD TV or display, with an option for VGA output. It features real-time, fast, and seamless switching between sources, supporting resolutions up to 1080p. Please read this manual thoroughly before operating the device to ensure proper setup and optimal performance.

## 2. PRODUCT FEATURES

---

- Supports 4 HDMI input sources to a single HD TV or display.
- Features real-time fast seamless switching up to 1080p.
- Includes both HDMI and VGA output options.
- Compatible with a wide range of HDMI devices including gaming consoles (PlayStation, Xbox, Nintendo), Roku, DVD/Blu-ray players, Amazon Fire TV, cable TV, Chromecast, and security cameras.
- Provides high-quality PCM 2.0 stereo audio output via both HDMI and 3.5mm connections.
- Offers 5 distinct display modes for multi-view configurations.
- Equipped with front panel buttons and an IR remote control for source selection and mode changes.
- Compact and durable design.



Image: The OREI HD-401MV Quad Multi Viewer HDMI Switcher with its included remote control, demonstrating its compact size and the ability to display four sources on one screen.

### 3. PACKAGE CONTENTS

---

Please verify that all items are present in your package:

- 1 x OREI HD-401MV Quad Multi Viewer HDMI Switcher
- 1 x Power Supply Adapter
- 1 x IR Remote Control
- 1 x User Manual (this document)

### 4. SETUP AND INSTALLATION

---

Follow these steps to set up your OREI HD-401MV Quad Multi Viewer:

1. **Connect HDMI Input Sources:** Connect up to four HDMI source devices (e.g., PS4, PC, DVD player, security camera) to the HDMI IN 1, IN 2, IN 3, and IN 4 ports on the rear of the HD-401MV using high-quality HDMI cables.

## 2. Connect Display Output:

- For HDMI display: Connect an HDMI cable from the HDMI OUT port on the HD-401MV to the HDMI input of your TV or monitor.
- For VGA display: Connect a VGA cable from the VGA OUT port on the HD-401MV to the VGA input of your monitor.

3. **Connect Audio Output (Optional):** If you wish to output audio separately, connect a 3.5mm audio cable from the AUDIO OUT port on the HD-401MV to your audio receiver or speakers.

4. **Connect Power:** Plug the included 12V DC power supply into the DC 12V port on the HD-401MV, then plug the adapter into a power outlet. The power indicator light on the front panel will illuminate.



# QUAD MULTI HDMI VIEWER



Image: Connection diagram illustrating how to connect HDMI input devices, HDMI/VGA output display, and optional audio output to the OREI HD-401MV.

## 5. OPERATING INSTRUCTIONS

The HD-401MV can be operated using the front panel buttons or the included IR remote control.

## 5.1. Front Panel Controls

- **CH 1-4 Buttons:** Press these buttons to select the corresponding HDMI input channel to be displayed as the main source or to switch to a single full-screen view of that input.
- **MODE Button:** Press this button to cycle through the 5 different display modes (quad view, 1 big/3 small, 2 screen, 2 big/2 small, original).
- **RESO Button:** Press this button to adjust the output resolution.



Image: Detailed view of the OREI HD-401MV's front panel buttons (Individual Channel, Selection Mode, Reso) and rear panel ports (HDMI Inputs, HDMI/VGA Outputs, Audio, DC 12V).

## 5.2. IR Remote Control

The IR remote control provides full functionality for managing inputs and display modes.

- **Input Selection Buttons (1-4):** Directly select the desired HDMI input.
- **Display Mode Buttons:** Dedicated buttons for each of the 5 display modes (e.g., full screen, quad view, picture-in-picture variations).
- **Audio Buttons:** Control audio source selection and mute.
- **Resolution Button:** Adjust output resolution.



Image: The IR remote control for the OREI HD-401MV, showing buttons for input selection, display modes, and audio control.

## 5.3. Display Modes



The HD-401MV supports 5 different display modes to suit various viewing needs:

- **Same Size 4 Screen:** Displays all four input sources simultaneously in equal-sized quadrants.
- **1 Big / 3 Small:** One input is displayed prominently in a larger window, with the other three inputs shown in smaller windows.
- **2 Screen:** Displays two input sources side-by-side.
- **2 Big / 2 Small:** Two inputs are displayed in larger windows, and two in smaller windows.
- **Original (Full Screen):** Displays a single selected input source in full screen.



Image: Visual representation of the five available display modes, including 1 Big / 3 Small, 2 Screen, Original (Full Screen), 2 Big / 2 Small, and Same Size 4 Screen.

## 6. TROUBLESHOOTING

If you encounter issues with your HD-401MV, please refer to the following common problems and solutions:

Problem	Possible Cause / Solution
---------	---------------------------

Problem	Possible Cause / Solution
No picture on display.	Ensure the power adapter is securely connected and the unit is powered on. Verify all HDMI/VGA cables are correctly connected to both the source devices and the display. Try a different HDMI/VGA cable. Ensure the display is set to the correct input source (HDMI or VGA). Try cycling through the input channels on the HD-401MV.
No audio.	Check if the audio cable (3.5mm) is properly connected if using external speakers. Ensure the audio output on the HD-401MV is not muted or set to an incorrect source via the remote control. Verify the display's audio settings.
Picture is distorted or flickering.	Try adjusting the output resolution using the RESO button on the unit or remote. Ensure HDMI cables are high-quality and not excessively long. Restart the HD-401MV and all connected devices.
Remote control not working.	Check and replace the batteries in the remote control. Ensure there are no obstructions between the remote and the HD-401MV's IR receiver. Point the remote directly at the unit.

## 7. SPECIFICATIONS

Feature	Detail
Model Number	HD-401MV
Product Dimensions	7.6 x 4.25 x 0.8 inches
Item Weight	1.68 pounds
Input Ports	4 x HDMI
Output Ports	1 x HDMI, 1 x VGA, 1 x 3.5mm Audio
Supported Resolution	Up to 1080p
Color	Black
Manufacturer	OREI
Compatible Devices	Camera, DVD Player, Gaming Console, Television

# HD-401MV

## TECHNICAL SPECIFICATIONS



**COMPACT  
SIZE**

Weight:  
1.78 pounds



*Lifetime OREI Tech Support &  
12-Month Manufacturer's Warranty*

Image: The OREI HD-401MV unit with its dimensions (7.6" x 4.25" x 0.8") and weight (1.68 pounds) clearly indicated.

## 8. WARRANTY AND SUPPORT

The OREI HD-401MV comes with a **1 Year Full Warranty** from OREI. OREI also offers lifetime local technical support for this product.

For technical assistance or warranty claims, please contact OREI support directly. Refer to the official OREI website or the product packaging for the most current contact information.



# OVER 10 YEARS EXPERIENCE



**FULL 1 YEAR  
LIMITED WARRANTY**



**WE OFFER LIFETIME LOCAL SUPPORT**

Image: Graphic indicating OREI's over 10 years of experience, full 1-year limited warranty, and US-based lifetime local support.

© 2024 OREI. All rights reserved.  
This manual is subject to change without notice.

## Related Documents

HDBaseT™ 8x8 Matrix Switcher  
over CAT6/6a






User Manual  
V1.0


[OREI UHD88-EXB230R-K HDBaseT 8x8 Matrix Switcher User Manual](#)

User manual for the OREI UHD88-EXB230R-K HDBaseT 8x8 Matrix Switcher, detailing its features, specifications, operation controls, remote control functions, IR control system, web GUI, EDID management, status monitoring, and application examples.



<div><div>4x2 HDMI 2.0 Matrix Switcher with Audio Extractor/Scale/ARC/EDID function</div><div></div><div>User Manual VER 1.2</div></div>	<p><a href="#">OREI UHDS-402A 4x2 HDMI 2.0 Matrix Switcher User Manual</a></p> <p>User manual for the OREI UHDS-402A 4x2 HDMI 2.0 Matrix Switcher with Audio Extractor, Scale, ARC, and EDID functions. Details features, specifications, operation, and troubleshooting.</p>
<div><div></div><div>18Gbps 2x2 HDMI Matrix Switcher with Audio Extractor USER MANUAL</div></div>	<p><a href="#">OREI UHDS-202 18Gbps 2x2 HDMI Matrix Switcher with Audio Extractor User Manual</a></p> <p>User manual for the OREI UHDS-202, an 18Gbps 2x2 HDMI Matrix Switcher with Audio Extractor. This guide details features, technical and mechanical specifications, front and rear panel operations, IR remote functions, frequently asked questions, and application examples for seamless audio-visual distribution.</p>
<div><div></div><div>BK-401ARC 8K 4x1 HDMI Switcher with ARC/eARC USER MANUAL</div></div>	<p><a href="#">OREI BK-401ARC 8K 4x1 HDMI Switcher with ARC/eARC - Specifications and Features</a></p> <p>Detailed specifications and features of the OREI BK-401ARC, an 8K 4x1 HDMI switcher supporting ARC/eARC, HDMI 2.1, HDCP 2.3, HDR10+, Dolby Vision, and gaming enhancements like VRR and ALLM.</p>


Documents - OREI – HD-401MV



4K HDMI™ Quad Multi-viewer Switch  
USER MANUAL

HDS-401MV

Follow us on YouTube and Facebook



www.orei.com

[\[pdf\]](#) User Manual Instructions Frequently Asked Questions Troubleshooting Guide Specifications Warranty

HDS 401MV User Manual Download4K 4x1 HDMI Quad Multi Viewer Switch VGA Output OREI COMHDS V1 1cdn shopify s files 1 1988 4253 v 1744873463 |||

4K HDMITM Quad Multi-viewer Switch USER MANUAL HDS-401MV Follow us on Youtube and Facebook www.orei.Pcoamge 1 Table of Contents Introduction 04 Features 05 Package Contents 05 Specifications 06 Operation Controls and Functions 08 IR Pin Definition 10 Remote 11 RS-232 Commands 12 ...

lang:en score:41 filesize: 1.44 M page\_count: 21 document date: 2024-07-29



[\[pdf\]](#) User Manual Specifications Dimension Guide

OREI HDS 401MV Specs Sheet Specifications Sheet4K 4x1 HDMI Quad Multi Viewer Switch VGA

Output COMcdn shopify s files 1 1988 4253 v 1754124957 ||

HDS-401MV 4K HDMI Quad Multi-viewer 4x1 DIMENSIONS WEIGHT: Length: 185mm/7.28in Width: 128mm/5.04in Height: 20mm/0.79in Weight: 595g/1.31lbs The OREI HDS-401MV is a seamless 4x1 quad multi-viewer switch, displaying 4 HDMI inputs simultaneously on one screen. It supports resolutions up to 4K 30Hz...

lang:en score:35 filesize: 5.76 M page\_count: 2 document date: 2025-02-19

[\[pdf\]](#) User Manual Specifications Dimension Guide

OREI HD 401MV Specs Sheet Specifications Sheet4x1 HDMI Quad Multi Viewer Switch VGA 1080p

COMcdn shopify s files 1 1988 4253 v 1754123317 |||

**HD-401MV** Full HD 4x1 HDMI Switch With Multiview functionality, L/R Audio Extractor and HDMI VGA outputs **DIMENSIONS** WEIGHT: Length: 185mm/7.28in Width: 128mm/5.04in Height: 20mm/0.79in Weight: 595g/1.31lb The **HD-401MV** is a 4 in 1 out HDMI switch with multiviewer functionality, offering five dis...

lang:en score:29 filesize: 5.91 M page\_count: 2 document date: 2025-01-21

[\[pdf\]](#) User Manual Instructions Specifications

HDS 841MV2 User Manual V1 0 105mm×140mm HD 401MV Download Quad Multi Viewer 4x1 HDMI  
Seamless Switch VGA Output OREI COM v 1620211564 cdn shopify s files 1 1988 4253 |||

HDMI 41 Quad Multi-Viewer VER 1.2 Thank you for purchasing this product For optimum performance and safety, please read these instructions carefully before connecting, operating or adjusting this product. Please keep this manual for future reference. Surge protection device recommended This produc...

lang:en score:20 filesize: 3.01 M page count: 8 document date: 2020-04-17



[\[pdf\]](#) User Manual Instructions Specifications

HDS 401MV Manual User Download Ultra HD 4K Quad Multi Viewer 4x1 HDMI Switch VGA Output OREI f4835cfe 52c6 423f 98be 21817e4598d3 v 1649934947 cdn shopify s files 1 1988 4253 |||

4K HDMI 41 Quad Multi-viewer VER 1.0 Thank you for purchasing this product For optimum performance and safety, please read these instructions carefully before connecting, operating or adjusting this product. Please keep this manual for future reference. Surge protection device recommended This pro...

lang:en score:20 filesize: 1.31 M page\_count: 8 document date: 2022-04-14



[\[pdf\]](#) User Manual Instructions Specifications

HDS 841MV2 User Manual V1 2 105mmx140mm new Amazon OREI Quad Multi HDMI Viewer 4 in 1 Out Switcher Ports Seamless and IR Remote Support 1080P for PS4 PC DVD Security Camera Switch VGA Output HD 401MV Electronics B15li8dhqPL m media amazon images I Download4x1 1080p

COMAmazon ElectronicsHD 96eaf31a d134 448e 9289 ea8166886216cdn shopify s files 1988 4253 ea8166886216 v 1653389864m ||| ||| HDMI 41 Quad Multi-Viewer VER 1.2 Thank you for purchasing this product For optimum performance and safety, please read these instructions carefully before connecting, operating or adjusting this product. Please keep this manual for future

HDMI 41 Quad Multi-Viewer VER 1.2 Thank you for purchasing this product For optimum performance and safety, please read these instructions carefully before connecting, operating or adjusting this product. Please keep this manual for future reference. Surge protection device recommended This produc...

lang:en score:19 filesize: 2.7 M page\_count: 8 document date: 2020-04-17