

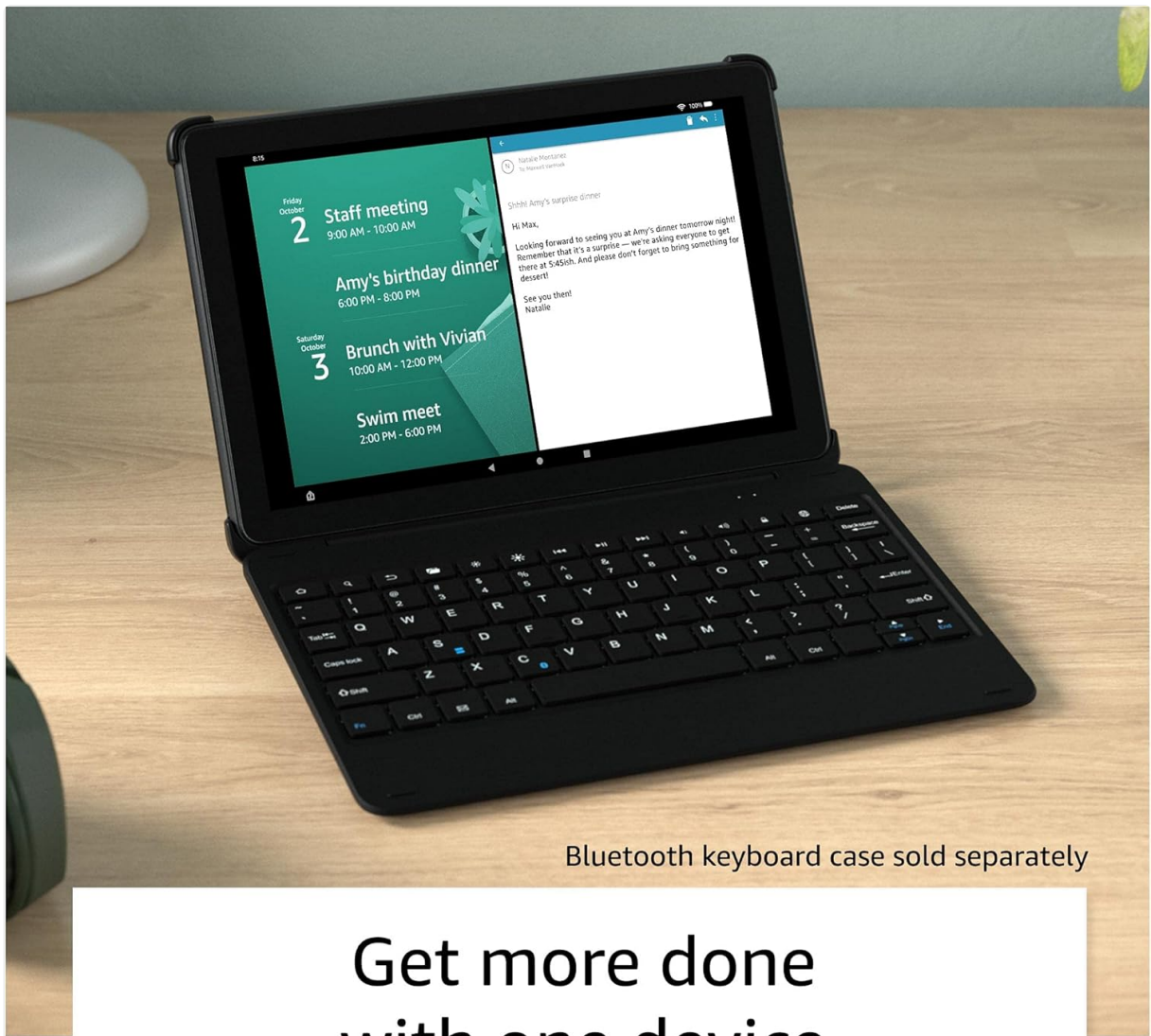
Amazon Fire HD 10 Plus

Amazon Fire HD 10 Plus Tablet User Manual

Model: Fire HD 10 Plus (11th Generation, 2021 Release)

INTRODUCTION

This manual provides essential information for setting up, operating, and maintaining your Amazon Fire HD 10 Plus tablet. The Fire HD 10 Plus offers a responsive experience with its octa-core processor and 4 GB RAM, a vibrant 10.1-inch 1080p Full HD display, and up to 12 hours of battery life. It also supports wireless charging and features hands-free Alexa capabilities.



Bluetooth keyboard case sold separately

Get more done with one device

Image: Amazon Fire HD 10 Plus tablet in a home setting, showcasing its display.

WHAT'S IN THE BOX

Your Amazon Fire HD 10 Plus package includes the following items:

- Fire HD 10 Plus tablet
- USB-C (2.0) cable
- 9W power adapter
- Quick Start Guide

DEVICE OVERVIEW

Familiarize yourself with the physical components of your Fire HD 10 Plus tablet.

fire HD10 PLUS

32/64 GB storage | 12-hour battery
+ wireless charging | 4 GB RAM | octa-core processor

prime video

NETFLIX

Disney+

amazon music



Office

zoom

kindle

Spotify

Image: Front view of the Amazon Fire HD 10 Plus tablet, showing the screen and front camera.

Ports and Buttons

- **USB-C (2.0) Connector:** Used for charging and data transfer.
- **MicroSD Slot:** For external storage, supporting up to 1 TB.
- **3.5 mm Stereo Jack:** For connecting headphones or external speakers.
- **External Volume Controls:** Buttons for adjusting audio output.

Cameras and Microphones

- **Front-facing Camera:** 2 MP, suitable for video calls.
- **Rear-facing Camera:** 5 MP, capable of 720p HD video recording.
- **Built-in Microphones:** Two microphones for voice commands and calls.

SETUP

1. Initial Power On

1. Press and hold the power button located on the side of the tablet until the Amazon logo appears.
2. Follow the on-screen prompts to select your language and region.

2. Wi-Fi Connection

1. From the setup screen, select your desired Wi-Fi network from the list.
2. Enter the Wi-Fi password if prompted.
3. The Fire HD 10 Plus supports both 2.4 GHz and 5.0 GHz networks. Ad-hoc (peer-to-peer) networks are not supported.

3. Amazon Account Setup

1. Sign in with your existing Amazon account credentials.
2. If you do not have an Amazon account, you will be guided through the process of creating one.
3. Your tablet will automatically register to your Amazon account, granting access to your content and services.

OPERATING YOUR FIRE HD 10 PLUS

Basic Navigation

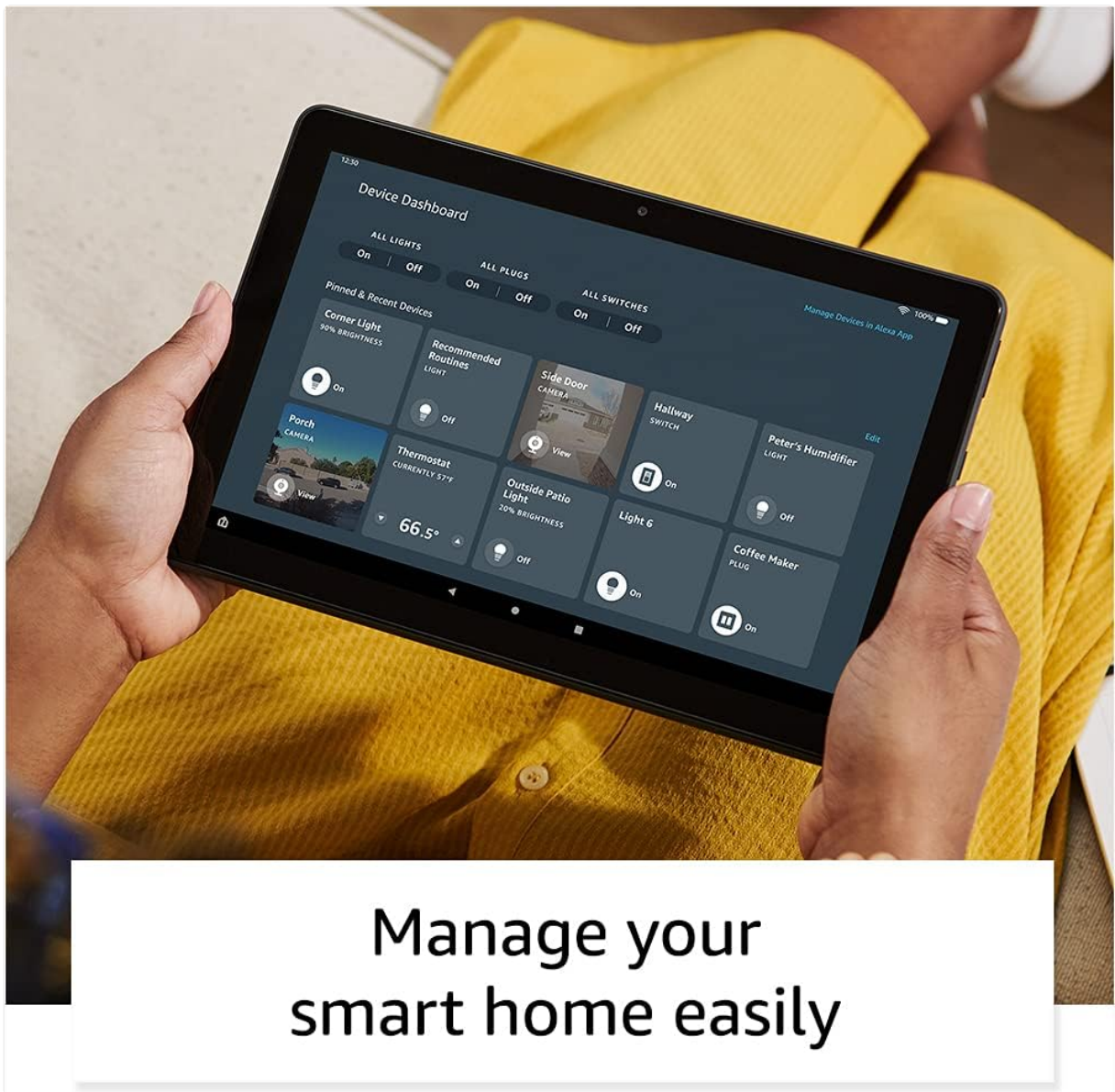
Navigate your tablet using touch gestures. Swipe to move between screens, tap to open apps, and pinch to zoom.

Display Features

- **Vivid 10.1" 1080p Full HD Display:** Enjoy bright and clear visuals with over 2 million pixels.
- **Split Screen:** Utilize the new Fire OS feature to run two compatible apps side-by-side for enhanced multitasking.

Battery Management

- **Battery Life:** Up to 12 hours for reading, web browsing, video, and music. Actual battery life varies with usage.
- **Charging:** Fully charges in approximately 4 hours with the included 9W adapter. Can charge in as little as 3.5 hours with a 15W wireless charging dock (sold separately).
- **Wireless Charging:** The Fire HD 10 Plus is Qi certified for wireless charging. Ensure your wireless charger is compatible.



Manage your smart home easily

Image: Amazon Fire HD 10 Plus tablet wirelessly charging on a dock, showing the charging indicator.

Storage Management

Your tablet comes with either 32 GB or 64 GB of internal storage. You can expand this by adding a microSD card (sold separately) for up to 1 TB of additional storage. Note that some apps may require installation on internal storage.

Camera Usage

Access the camera app to take photos with the 5 MP rear camera or make video calls using the 2 MP front camera. Both support 720p HD video recording.

Audio Features

The tablet features dual integrated speakers and a 3.5 mm stereo jack for private listening. Bluetooth 5.0 LE supports A2DP compatible stereo headphones, speakers, and microphones.

Alexa Hands-Free Mode

Enable Alexa Hands-Free Mode to use voice commands without touching your tablet. You can toggle this feature on or off. Alexa and Fire HD 10 Plus are designed with privacy features, allowing you to view and delete voice recordings.




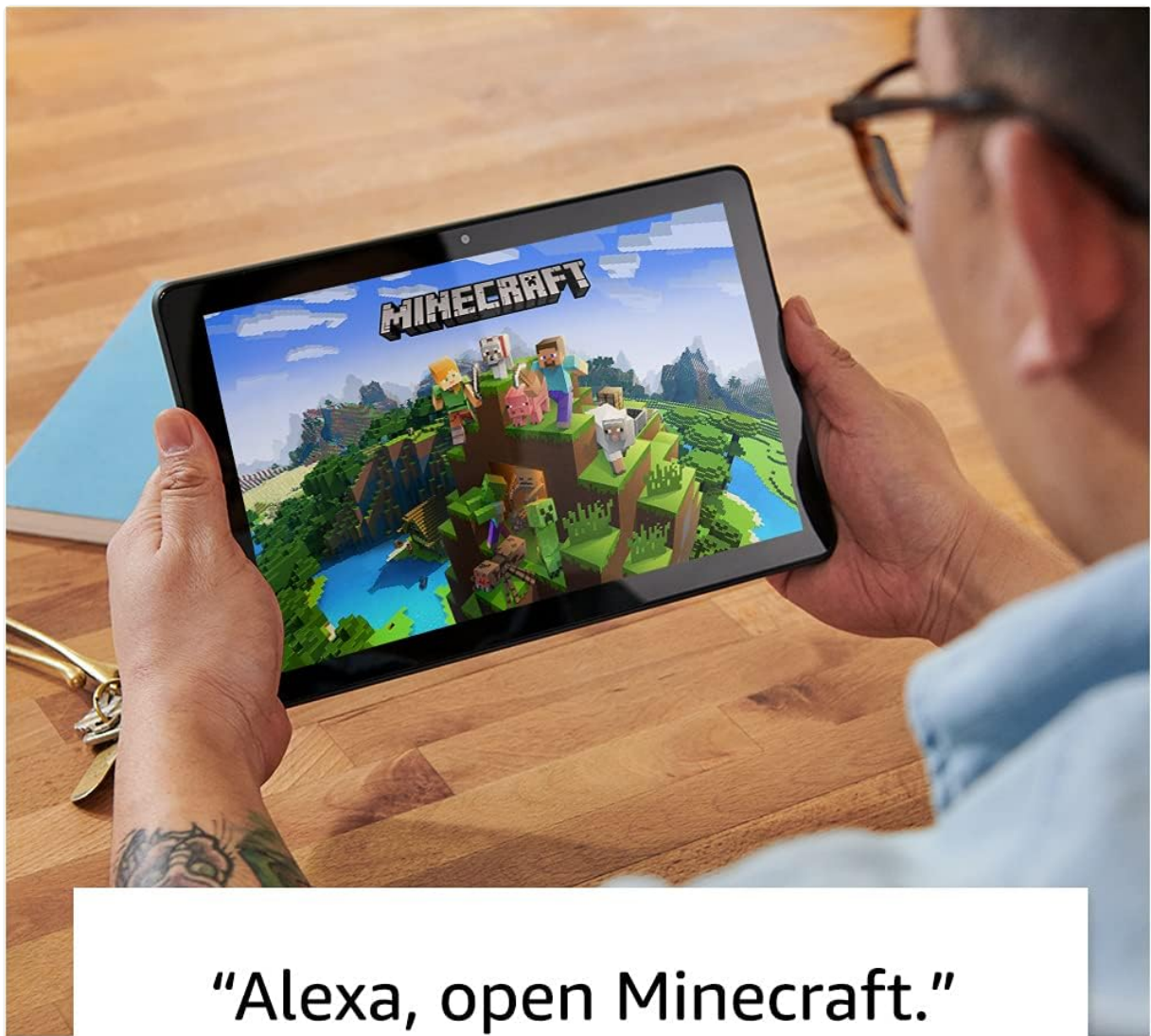
Image: A user holding the Amazon Fire HD 10 Plus tablet, with a game displayed on screen, demonstrating voice command functionality.

App Management

Download and enjoy your favorite applications such as Netflix, Facebook, Hulu, Instagram, and TikTok through Amazon's Appstore. Subscriptions may be required for some apps.

Smart Home Integration

Manage your smart home devices directly from your Fire HD 10 Plus tablet. Use the device dashboard to control lights, thermostats, and other compatible smart home accessories.



“Alexa, open Minecraft.”

Image: Amazon Fire HD 10 Plus tablet displaying a smart home device dashboard, showing various controls for connected devices.

MAINTENANCE

Cleaning Your Tablet

To clean your Fire HD 10 Plus, use a soft, lint-free cloth. Avoid abrasive materials or harsh chemicals. For the screen, a screen cleaner designed for electronics can be used sparingly.

Software Updates

Your Fire HD 10 Plus tablet receives automatic software security updates. Ensure your device is connected to Wi-Fi to receive these updates, which improve performance and security. You can check for updates manually in the device settings.

TROUBLESHOOTING

If you encounter issues with your Fire HD 10 Plus, consider the following common troubleshooting steps:

- **Device Not Responding:** Press and hold the power button for 20-30 seconds to force a restart.
- **Wi-Fi Connectivity Issues:** Ensure your Wi-Fi router is on and functioning. Try forgetting the network and reconnecting.

- **Battery Draining Quickly:** Reduce screen brightness, close unused apps, and disable unnecessary features like Bluetooth or location services when not in use.
- **Apps Not Working:** Try clearing the app's cache or reinstalling the app.
- **Slow Performance:** Close background apps, clear device cache, or free up storage space.

For more detailed assistance, refer to the Amazon support website or contact customer service.

SPECIFICATIONS

Feature	Detail
Display	Brilliant 10.1" 1080p display (1920 x 1200) with over 2 million pixels (224 ppi), strengthened with aluminum silicate.
Size	9.73" x 6.53" x 0.36" (247mm x 166mm x 9.2 mm)
Weight	16.5 oz (468 g)
CPU & RAM	Octa-core 2.0 GHz with 4 GB of RAM
Storage	32 GB or 64 GB internal storage. Expandable up to 1 TB with microSD card (sold separately).
Battery Life	Up to 12 hours of mixed use.
Charge Time	Approx. 4 hours with 9W adapter; 3.5 hours with 15W wireless charging dock (sold separately).
Wireless Charging	Qi certified.
Wi-Fi Connectivity	Supports 2.4 GHz and 5.0 GHz networks.
Ports	USB-C (2.0) connector, microSD slot.
Audio	3.5 mm stereo jack, dual integrated speakers.
Sensors	Accelerometer, ambient light sensors.
Cameras	2 MP front-facing, 5 MP rear-facing with 720p HD video recording.
Microphones	2 built-in microphones.
Bluetooth	Bluetooth 5.0 LE with A2DP support.
Generation	11th generation, 2021 release.

ACCESSIBILITY FEATURES

The Fire HD 10 Plus includes several accessibility features:

- **VoiceView Screen Reader:** Provides access to most Fire tablet features for users who are blind or visually impaired, using text-to-speech or a connected refreshable braille display.
- **Screen Magnifier:** Allows users to zoom in and out, and pan around the screen.
- **Accessibility Settings:** Includes options for Closed Captioning, Font Size, High Contrast Text, Color Inversion, Color Correction, and Convert Stereo to Mono audio.

WARRANTY AND SUPPORT

Your Fire HD 10 Plus tablet comes with a 1-year limited warranty and service. Optional 1-year, 2-year, and 3-year extended warranties are available for U.S. customers, sold separately. Use of the Fire HD 10 tablet is subject to Amazon's Conditions of Use.

For further support, visit the official Amazon support website or contact Amazon customer service.