

Logitech 950-000026

Logitech Powered 3-in-1 Qi Wireless Charging Dock User Manual

Model: 950-000026

INTRODUCTION

The Logitech Powered 3-in-1 Qi Wireless Charging Dock provides a convenient solution for simultaneously charging your compatible Apple iPhone, Apple Watch, and AirPods. This dock is designed for efficient wireless power delivery and features a durable, rubberized surface to protect your devices from scratches.

WHAT'S IN THE BOX

- Logitech Powered 3-in-1 Qi Wireless Charging Dock
- AC Adapter with 5-foot cable

SETUP

Connecting the Power

Connect the provided AC adapter cable to the power port on the back of the charging dock. Plug the AC adapter into a wall outlet. The dock is now ready for use.

Device Placement

Place your devices on the designated charging areas. The dock features a rubberized surface to prevent accidental scratches to your phone, watch, and earbuds during placement and removal.



Image: The Logitech Powered 3-in-1 Qi Wireless Charging Dock, showing the phone stand, watch charger, and flat charging pad.

OPERATING INSTRUCTIONS

Charging Your iPhone

Place your Qi-compatible iPhone vertically on the upright charging stand. Ensure the phone is centered on the stand for optimal charging. Note that charging in landscape orientation is not supported by the stand.

Charging Your Apple Watch

Place your Apple Watch on the magnetic charging puck located on the side arm of the dock. The watch will magnetically align and begin charging. If using a metal watch band, ensure it does not interfere with the watch's contact with the charging puck.

Charging Your AirPods

Place your AirPods (with wireless charging case) on the flat charging pad located on the base of the dock. Ensure the AirPods case is properly aligned on the pad.

Charging Indicators

The dock features subtle LED indicators to confirm charging status. These indicators are located on the side for the phone stand and behind the flat charging pad. A lit indicator signifies that the respective device is actively charging.

Your browser does not support the video tag.

Video: An overview of the Logitech Powered 3-in-1 Wireless Charging Dock Station, demonstrating its features and how to place devices for charging.

MAINTENANCE

Cleaning

To clean the charging dock, disconnect it from the power source. Use a soft, dry, lint-free cloth to wipe down the surfaces. Avoid using abrasive cleaners, solvents, or aerosol sprays, which may damage the finish.

Storage

When not in use for extended periods, store the charging dock in a cool, dry place away from direct sunlight and extreme temperatures.

TROUBLESHOOTING

Device Not Charging

- Ensure the charging dock is properly connected to a working power outlet.
- Verify that your device is Qi-compatible.
- Check for proper alignment of your device on the charging surface. Remove any thick cases that might prevent proper contact.
- For Apple Watch, ensure metal bands do not interfere with the charging connection.
- Restart your device and try charging again.

Intermittent Charging

- Ensure no foreign objects (e.g., keys, coins) are between your device and the charging surface.
- Confirm your device is not overheating. Remove it from the charger for a few minutes if it feels warm.
- Try a different power outlet.

SPECIFICATIONS

Feature	Detail
Product Dimensions	4 x 9.3 x 4.6 inches
Item Weight	1.9 pounds
Model Number	950-000026
Connectivity Technology	Wireless
Special Feature	Wireless Charging
Color	Graphite
Input Voltage	110 Volts
Amperage	68 Milliamps
Total USB Ports	1 (for internal power, not user-accessible)





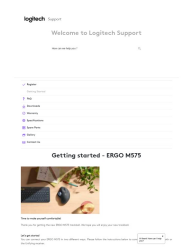
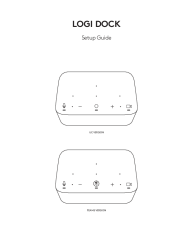
WARRANTY AND SUPPORT

This product is covered by Logitech's standard limited warranty. For detailed warranty information, product support, or to register your product, please visit the official Logitech support website or refer to the warranty

card included with your purchase.

You can find more information and support at www.logitech.com/support.

Related Documents - 950-000026

	<p>9 Best Practices for Modernizing Government Workspaces Logitech</p> <p>Discover 9 essential best practices for modernizing government workspaces, enhancing productivity, collaboration, and public service delivery with Logitech solutions for the public sector.</p>
	<p>Logitech Wireless Solar Keyboard K760: Quick Start Guide and User Manual</p> <p>Comprehensive guide for the Logitech Wireless Solar Keyboard K760, covering setup, pairing with Apple devices, features, troubleshooting, battery management, and disposal.</p>
	<p>Logitech MX Anywhere 3 Mouse Setup and Features Guide</p> <p>Comprehensive guide to setting up and using the Logitech MX Anywhere 3 compact performance mouse, covering quick setup, detailed setup, connection methods, software features, gestures, and charging.</p>
	<p>Logitech Zone 950 Setup Guide - Wireless Headset Instructions</p> <p>Comprehensive setup and user guide for the Logitech Zone 950 wireless headset. Learn about pairing, controls, charging, Logi Tune app features, and technical specifications for optimal audio performance.</p>
	<p>Logitech ERGO M575 Wireless Trackball User Guide</p> <p>Get started with your Logitech ERGO M575 wireless trackball. Learn how to connect via Bluetooth or USB receiver, explore its features like hand-sculpted shape, precision trackball, and power management. Download Logitech Options for full customization.</p>
	<p>Logi Dock Setup Guide - Logitech</p> <p>This guide provides setup instructions and product information for the Logitech Logi Dock, a versatile docking station designed for enhanced conferencing experiences.</p>

logitech

POWERED WIRELESS CHARGING 3-IN-1 DOCK



White



Graphite

A NEW HOME FOR YOUR APPLE FAMILY.

Beautifully crafted and meticulously engineered, POWERED 3-in-1 Dock charges iPhone®, AirPods®, and Apple Watch® all at once. You'll finally have a seamless charging experience worthy of the Apple products you rely on every day—all in a compact form that fits perfectly on your nightstand or desk. POWERED 3-in-1 Dock features fast charging for your iPhone 12/13/14 as well as built-in overheat and overcharge protection. Thanks to its vertical charging stand, you can keep using your iPhone to make FaceTime® calls, browse, and scan notifications while you charge.



FEATURES

- Charge iPhone, AirPods, and Apple Watch at the same time
- Fast charging for an iPhone 12/13/14
- Qi Certified for safe, reliable charging
- Premium, sculpted design looks great and fits anywhere
- Wireless, instant charging—just drop and go
- Regularly tested to ensure long performance with built-in overheat and overcharge protection
- Works with cases* (3mm or thinner)

COMPATIBILITY

- iPhone 12 and later
- Apple Watch (all generations)
- AirPods (2nd and 3rd gens) and AirPods Pro. Must charge with wireless charging case or compatible with other Qi-enabled phones, headphones, and accessories.

WHAT'S IN THE BOX

- Charger
- 3-in-1 cable with adapter
- Documentation

1. iPhone 12 and later, Apple Air and later gens, Apple Watch (1, 2, 3, 4, 5, SE)

*Must be compatible with cases with metal parts, magnets, keysrings, holsters, and so on.

**Must support fast charging (Wired) for Qi-enabled Samsung phones.

[pdf]

POWERED WIRELESS CHARGING 3 IN 1 DOCK 858e140c cff5 4ad7 8107 f6a4fafc633b cdn
cnetcontent 85 8e |||

POWERED WIRELESS CHARGING 3-IN-1 DOCK White A NEW HOME FOR YOUR APPLE FAMILY. Beautifully crafted ... Part # Off White UPC Off White Weight Length Width Height Case Pack Count Pallet Count Single **950-000026** 097855154682 950-000015 097855154675 37.39 oz. 10.35 in. 5.04 in. 5.32 in. N/A 168 units ... lang:en **score:16** filesize: 297.39 K page_count: 2 document date: 2020-02-27