

Zenna Home E76B7WW

Zenna Home Tension Shower Curtain Rod User Manual

Model: E76B7WW

OVERVIEW

The Zenna Home Tension Shower Curtain Rod is designed for easy, tool-free installation, providing a secure and damage-free solution for hanging shower curtains or other items. Its adjustable length and durable construction make it suitable for various applications within your home.

FEATURES

- **Made of Steel:** Ensures durability and strength.
- **Ideal Tension Shower Rod:** Durable steel expandable rod with a neutral white rust-resistant finish.
- **Expandable Fit:** Adjustable from 26 to 76 inches, fitting most showers, tubs, laundry rooms, closets, and windows.
- **Easy No Drill Install:** Uses tension for quick, secure setup without tools, protecting surfaces.
- **Modern Design:** Stylish rust-resistant white finish complements various décor styles.
- **Strong and Reliable Hold:** Sturdy steel construction provides dependable strength for standard shower curtains and liners.

SETUP & INSTALLATION

The Zenna Home Tension Shower Curtain Rod features TwistTight tension technology for a secure, no-drill installation. Follow these steps for proper setup:

1. **Step 1: Extend the Rod**

In the desired location, extend the rod until its end caps firmly touch both walls or surfaces. Ensure the rod is level and positioned correctly for your application.

MULTI PURPOSE

Everything rod that's
great for any space





Image: Step 1 of installation, showing the rod extended to touch both walls.

2. Step 2: Lock the Rod

To lock the rod securely in place, twist the smaller tube away from you. This action engages the patented cam technology, creating strong tension against the walls to prevent slipping.

STEP 1

In the desired location extend the rod until it touches both walls



STEP 2

To lock rod, twist the smaller tube away from you




Image: Step 2 of installation, illustrating how to twist the rod to lock it.

3. Patented Cam Technology

The rod incorporates patented cam technology designed to prevent slipping, ensuring a stable and reliable hold once installed.

PATENTED CAM TECHNOLOGY PREVENTS SLIPPING

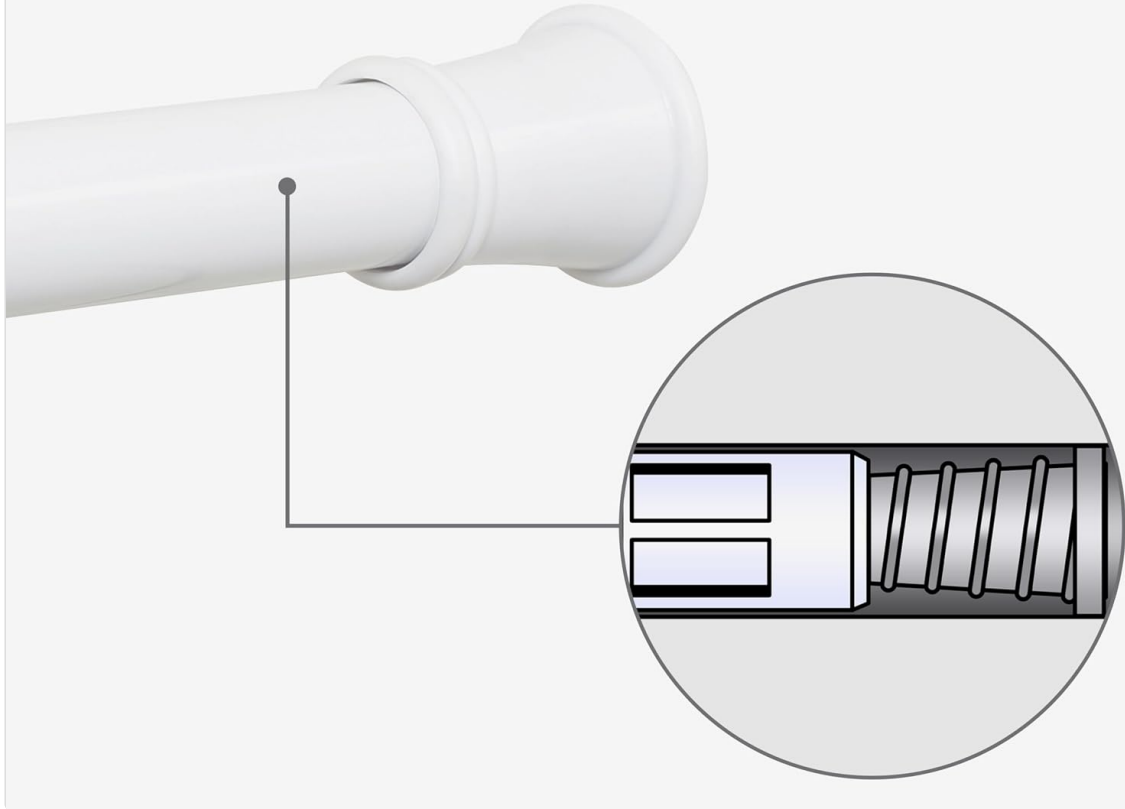


Image: Detailed view of the patented cam technology that prevents the rod from slipping.

OPERATION

Once installed, the Zenna Home Tension Shower Curtain Rod can be used for various purposes beyond just shower curtains. Its adjustable nature allows for flexible application.

Adjusting Length

The rod is adjustable from 26 to 76 inches. To adjust, simply twist the smaller tube to loosen the tension, extend or retract the rod to the desired length, and then twist to lock it back into place. This allows it to fit a wide range of spaces.




Image: Visual representation of the rod's adjustable lengths, from 26 to 76 inches.

Multi-Purpose Use

This versatile rod can be utilized in many areas of your home:

- **Bathroom:** For shower curtains and liners.
- **Closets:** As an extra hanging rod for clothes or organizers.
- **Windows:** To hang lightweight curtains or valances.
- **Room Divider:** To create temporary partitions with curtains.
- **Storage:** For organizing towels, toilet paper, under-sink items, or jewelry.



Image: Examples of the rod's multi-purpose use for organization.



Image: Further examples of the rod's versatility as a room divider, window rod, and closet organizer.

MAINTENANCE & CARE

To ensure the longevity and appearance of your Zenna Home Tension Shower Curtain Rod, follow these simple maintenance guidelines:

- **Cleaning:** Wipe the rod regularly with a soft, damp cloth to remove soap scum, dust, or water spots. For tougher stains, a mild household cleaner can be used, followed by rinsing and drying.
- **Rust Resistance:** The rod features a rust-resistant finish. While designed to withstand bathroom humidity, regular cleaning helps maintain its protective coating and prevents potential corrosion over time.

50 INCHES OF ADJUSTABILITY!

Fits all standard tub or stall
shower enclosures

26 - 76 in



▶ **26 to 41 inches**



▶ **42 to 48 inches**



▶ **49 to 62 inches**



▶ **63 to 76 inches**



**Sturdy 1 in
diameter**

1 in

Image: The rod's rust-resistant coating ensures long-lasting durability in humid environments.

- **Inspection:** Periodically check the tension and stability of the rod. If it feels loose, re-adjust the tension as described in the 'Setup & Installation' section.

TROUBLESHOOTING

If you encounter any issues with your tension rod, consider the following common problems and solutions:

Problem	Possible Cause / Solution
Rod does not stay up or has no tension.	Ensure the rod is properly extended to touch both walls. Twist the smaller tube firmly away from you to engage the locking mechanism and create sufficient tension. Verify that the rod's length is appropriate for your space (26-76 inches).

Problem	Possible Cause / Solution
Rod feels flimsy or not strong enough.	Confirm that the rod is fully locked and tensioned. Avoid hanging excessively heavy items that exceed the recommended maximum weight of 22 pounds. Ensure the rod is installed on stable, flat surfaces.
Shower curtain hooks snag on the rod.	This rod is designed with fewer joints to minimize snagging. Ensure your shower curtain hooks are compatible with a 1-inch diameter rod and move freely.

SPECIFICATIONS

Attribute	Detail
Brand	Zenna Home
Model Number	E76B7WW
Color	White
Product Dimensions	76"L x 1.25"W
Material	Alloy Steel
Mounting Type	Tension
Item Weight	1.7 pounds (771 Grams)
Maximum Weight Recommendation	22 Pounds
UPC	043197168856
Assembly Required	Yes
Included Components	Shower rod

WARRANTY & SUPPORT

Zenna Home is committed to providing quality products and customer satisfaction. While specific warranty details are not provided in this manual, our US-based customer service team is available to assist you with any questions or support needs.

For assistance, please refer to the contact information provided on the product packaging or the official Zenna Home website.