

Brecknell PS150

Brecknell PS150 Slim Digital Shipping Postal Scale User Manual

Model: PS150

INTRODUCTION

This manual provides comprehensive instructions for the setup, operation, and maintenance of your Brecknell PS150 Slim Digital Shipping Postal Scale. Designed for accuracy and durability, this scale is ideal for weighing packages in various environments such as mail rooms, shipping/receiving departments, and warehouses. Please read this manual thoroughly before using the scale to ensure proper function and longevity.



Figure 1: Brecknell PS150 Slim Digital Shipping Postal Scale, showing the weighing platform and the remote LCD display unit.

SETUP

1. Unpacking and Inspection

- Carefully remove all components from the packaging.

- Verify that all items listed in the "What's in the Box" section are present.
- Inspect the scale for any visible damage. If damage is found, do not use the scale and contact customer support.

2. Placement

- Place the scale on a firm, flat, and stable surface to ensure accurate readings.
- Avoid placing the scale near sources of vibration, extreme temperature changes, or direct sunlight.
- Ensure the remote display unit cable has sufficient slack and is not pinched.



Figure 2: The remote display unit can be mounted on a wall for convenient viewing, as shown with the included mounting bracket.

3. Power Supply

- **AC Adapter:** Connect the included AC adapter to the scale and then to a standard electrical outlet.
- **Battery Power:** For portable use, the scale can be powered by four (4) AA batteries (*not included*). Open the battery compartment on the underside of the display unit and insert the batteries, observing correct polarity. The scale offers up to 168 hours of battery life.

OPERATING INSTRUCTIONS

1. Power On/Off

- Press the **ON/OFF** button to turn the scale on.
- Press and hold the **ON/OFF** button for a few seconds to turn the scale off.

2. Weighing an Item

- Ensure the scale is on and displays "0.00".
- Gently place the item to be weighed in the center of the weighing platform.
- The weight will be displayed on the 1.2" LCD screen.



Figure 3: Placing a package on the scale for accurate weight measurement.

3. Tare Function

The Tare function allows you to weigh items in a container by subtracting the container's weight.

1. Place the empty container on the weighing platform.
2. Press the **TARE** button. The display will reset to "0.00".
3. Place the items to be weighed inside the container. The display will show the net weight of the items only.
4. To clear the Tare, remove the container and press the **TARE** button again.

4. Unit Conversion

The scale supports three weighing units: Pounds (lbs), Pounds/Ounces (lb/oz), and Kilograms (kg).

- Press the **UNIT** button to cycle through the available weighing units. The current unit will be indicated on the LCD display.

MAINTENANCE

1. Cleaning

- Wipe the scale surface with a soft, damp cloth.
- Do not use abrasive cleaners, solvents, or immerse the scale in water.
- Ensure the scale is dry before storage or next use.

2. Storage

- Store the scale in a cool, dry place away from direct sunlight and extreme temperatures.
- If storing for an extended period, remove the batteries to prevent leakage.

TROUBLESHOOTING

Problem	Possible Cause	Solution
Scale does not turn on.	No power (AC adapter unplugged, dead batteries).	Check AC adapter connection or replace batteries.
Inaccurate readings.	Scale not on a flat surface, overloaded, or external interference.	Ensure scale is on a stable, flat surface. Do not exceed 150 lb capacity. Avoid vibrations.
Display shows "Err".	Overload or internal error.	Remove item from scale. If error persists, power cycle the scale.
Display is dim or flickering.	Low battery power.	Replace batteries or use AC adapter.

SPECIFICATIONS

Feature	Detail
Model	PS150
Capacity	150 lbs (68 kg)
Platform Dimensions	11.8" x 11.8" (30 cm x 30 cm)
Overall Product Dimensions	12 x 12 x 1 inches
Weight	4 Pounds
Display	1.2" LCD
Weighing Units	lbs, lb/oz, kg
Power Source	AC adapter (included) or 4 x AA batteries (not included)





Feature	Detail
Battery Life	Up to 168 hours (with AA batteries)
Construction	Die-cast base with ribbed top surface, powder-coated finish
Recommended Uses	General weighing, mail rooms, shipping/receiving, warehouse



WARRANTY AND SUPPORT

For warranty information, technical support, or service inquiries, please refer to the official Brecknell website or contact their customer service department. Keep your purchase receipt as proof of purchase.

Note: Specific warranty terms and conditions may vary by region and retailer.

Related Documents - PS150

 <p>Brecknell BFS-150 MULTIFUNCTION SCALE BODY FAT / WATER / HEIGHT / MUSCLE / BONE / BMI / CAL</p>	<p>Brecknell BFS-150 Multifunction Scale: Instruction Manual and User Guide</p> <p>Comprehensive instruction manual for the Brecknell BFS-150 Multifunction Scale. Learn about its features, technical specifications, operation, maintenance, and how to interpret body fat, water, BMI, muscle, and bone measurements.</p>
 <p>67XXU USB/Serial Scale Series Service Manual</p>	<p>Brecknell 67XXU USB/Serial Scale Series Service Manual</p> <p>Comprehensive service manual for the Brecknell 67XXU USB/Serial Scale Series, detailing installation, specifications, configuration, calibration, serial communication, and troubleshooting. Includes information on models 6702U, 6710U, and 6720U.</p>
 <p>Brecknell SBI-240 Weighing Indicator Service Manual</p>	<p>Brecknell SBI-240 Weighing Indicator Service Manual</p> <p>Comprehensive service manual for the Brecknell SBI-240 Weighing Indicator, covering installation, operation, setup, calibration, serial communication, testing, and troubleshooting.</p>
 <p>Brecknell MS140-300 Balance portative avec main courante</p>	<p>Brecknell MS140-300 Balance Portative avec Main Courante : Caractéristiques et Spécifications</p> <p>Découvrez la balance portative Brecknell MS140-300 avec main courante, idéale pour les soins de santé. Offre une grande plateforme, un indicateur ACL, une fonction de maintien et une garantie de 3 ans.</p>

 <p>The image shows the Brecknell 311 Compact Postal/Kitchen Scale. It is a small, black, rectangular device with a digital LCD screen on the front. The screen displays '0.00'. The scale is shown from a slightly elevated angle, highlighting its compact design. To the right of the scale, there is a list of features and specifications in English, including 'NSF Certified', 'Durable ABS Construction', 'Clear LCD', and 'Multiple Units'.</p>	<p>Brecknell 311 Compact Postal & Kitchen Scale Accurate Weighing</p> <p>Explore the Brecknell 311, a versatile NSF-certified electronic scale for postal, kitchen, and lab use. Features durable ABS construction, clear LCD, and multiple units.</p>
 <p>The image shows the Brecknell 311 Compact Digital Scale for Kitchen and Mail. It is a small, black, rectangular device with a digital LCD screen on the front. The screen displays '0.00'. The scale is shown from a slightly elevated angle, highlighting its compact design. To the right of the scale, there is a list of features and specifications in Spanish, including 'NSF Certificado', 'Construcción Durable de ABS', 'Pantalla LCD Clara', and 'Múltiples Unidades'.</p>	<p>Brecknell 311 Compact Digital Scale for Kitchen and Mail</p> <p>Overview of the Brecknell 311 compact digital scale, featuring NSF certification, durable ABS construction, and precise weighing capabilities for kitchen, mail, and laboratory use. Includes technical specifications and product details.</p>