

VATOS 633013

VATOS STEM Robot Building Toys Instruction Manual

Model: 633013

1. INTRODUCTION

This manual provides detailed instructions for assembling and operating the VATOS STEM Robot Building Toys, Model 633013. This set includes 577 pieces that can be configured into a large robot or 24 individual vehicle models. Adherence to these instructions will ensure proper assembly and functionality.



Image 1.1: The VATOS STEM Robot Building Toys in its large robot configuration and 24 individual vehicle models.

2. SAFETY INFORMATION

Please read and understand all safety warnings before use. This product contains small parts and is not suitable for children under 3 years of age due to choking hazards. Adult supervision is recommended during assembly and play. Keep packaging materials away from children.

3. PACKAGE CONTENTS

Verify that all components are present before beginning assembly. The package for Model 633013 should contain the following:

- 577 Building Blocks (various shapes and sizes)
- Instruction Manual
- Sticker Sheet
- Brick Separator Tool

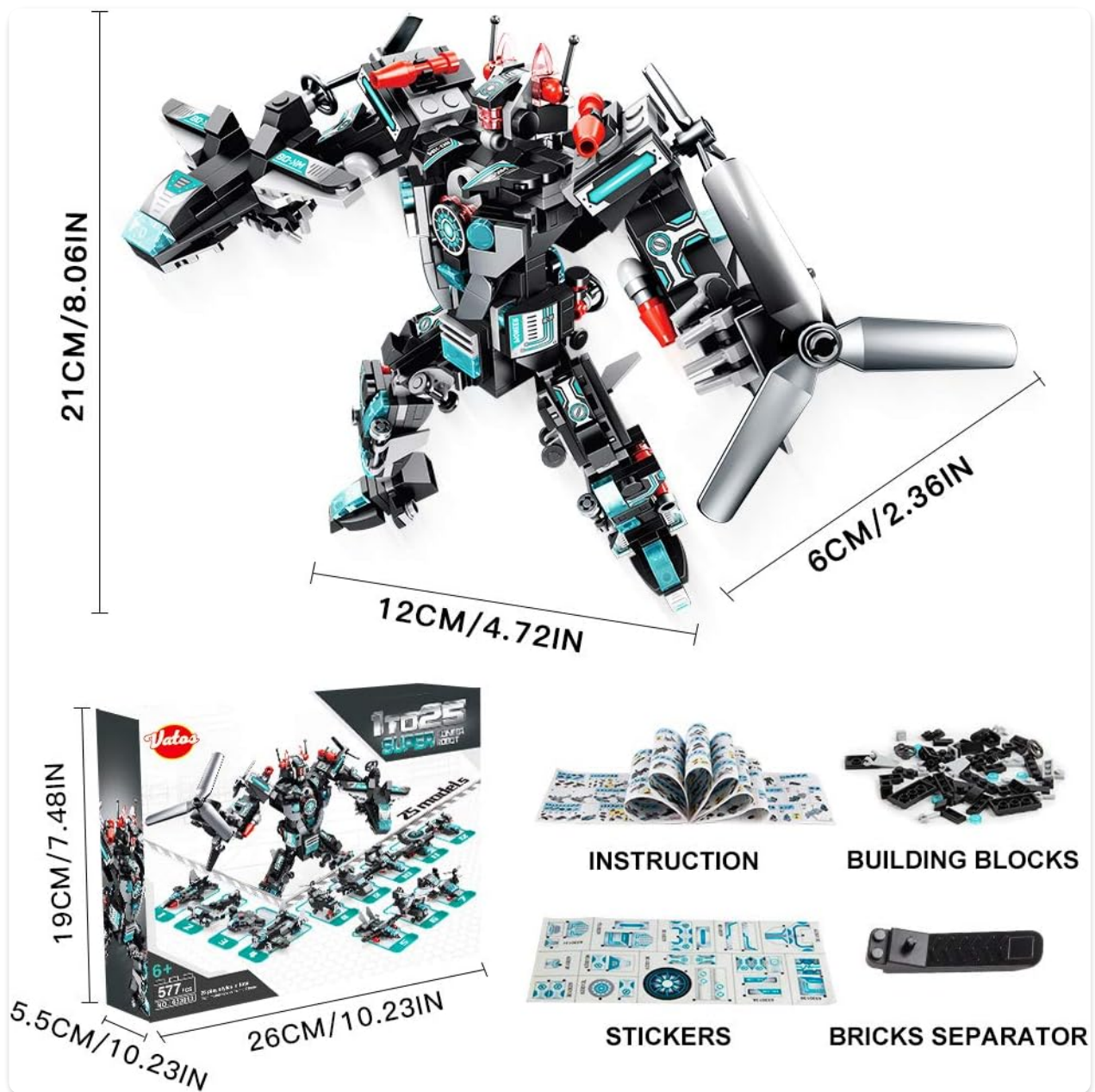


Image 3.1: Contents of the VATOS STEM Robot Building Toys package.

4. PRODUCT FEATURES

The VATOS STEM Robot Building Toys set offers a versatile building experience with 25 distinct models. This includes a large robot and 24 smaller vehicle models, such as various aircraft and ground vehicles. The design promotes hand-eye coordination, logical thinking, and problem-solving skills.



Image 4.1: Examples of individual vehicle models (Part 1).



Image 4.2: Examples of individual vehicle models (Part 2).

Your browser does not support the video tag.

Video 4.1: An overview of the VATOS 25-in-1 STEM Robot Building Toys set, showcasing various models and the large robot.

5. ASSEMBLY INSTRUCTIONS

Follow the step-by-step guide provided in the included instruction manual for detailed assembly of each model. The general process involves:

1. **Sort Pieces:** Organize the building blocks by color and shape to facilitate assembly.
2. **Build Individual Models:** Construct the 24 smaller vehicle models according to the manual. Each small model can also transform into an alternate form.
3. **Combine into Robot:** Once all 24 individual models are built, follow the instructions to combine them into the large robot configuration.

Your browser does not support the video tag.

Video 5.1: Demonstration of the assembly process, showing individual vehicle components combining to form the large robot.

Your browser does not support the video tag.

Video 5.2: Illustrates the transformation of individual models and the final robot assembly.

6. OPERATING THE MODELS

Once assembled, the models can be used for imaginative play. The large robot features articulated joints, allowing for various poses. The individual vehicle models can be moved manually. No electronic components or batteries are required for operation.



Image 6.1: Example of interaction with the assembled models.

7. MAINTENANCE AND CARE

To ensure the longevity of your building toy set, follow these care guidelines:

- **Cleaning:** Wipe blocks with a damp cloth and mild soap if necessary. Avoid harsh chemicals.
- **Storage:** Store blocks in a cool, dry place away from direct sunlight to prevent material degradation.
- **Handling:** Avoid excessive force when connecting or disconnecting pieces to prevent damage.

8. TROUBLESHOOTING

If you encounter issues during assembly or use, consider the following:

- **Missing Pieces:** Double-check the packaging and surrounding area. If pieces are genuinely missing, contact customer support.

- **Difficulty Connecting Pieces:** Ensure pieces are correctly oriented and aligned. Apply gentle, even pressure.
- **Model Instability:** Review the assembly steps for any missed or incorrectly placed pieces.




9. SPECIFICATIONS

Feature	Detail
Product Dimensions	10.24 x 7.48 x 2.2 inches
Item Weight	12.7 ounces
Item Model Number	633013
Number of Pieces	577
Manufacturer	VATOS

10. WARRANTY AND SUPPORT

For warranty information or customer support, please refer to the contact details provided on the product packaging or visit the official VATOS website. Keep your purchase receipt as proof of purchase.

Related Documents - 633013

 <p>TOY SERIES</p> <p>NO.BB8933F AGE: 6+</p>	<p>Vatos Laser Tag Gun BB8933F Instruction Manual</p> <p>Comprehensive instruction manual for the Vatos Laser Tag Gun BB8933F, covering setup, operation, safety, and maintenance. Learn how to play and care for your laser tag set.</p>
 <p>INSTRUCTION MANUAL</p> <p>YD-218 3.5CH</p>	<p>VATOS YD-218 3.5CH Remote Control Helicopter Instruction Manual</p> <p>Comprehensive instruction manual for the VATOS YD-218 3.5CH remote control helicopter, covering parts identification, battery installation and charging, operating instructions, and safety precautions. Suitable for ages 14 and up.</p>
 <p>RECHARGEABLE LASER TAG</p> <p>Infrared countermeasure</p> <p>NO.BB8933F AGE: 6+</p>	<p>Vatos Rechargeable Infrared Laser Tag Gun - Instruction Manual</p> <p>Official instruction manual for the Vatos Rechargeable Infrared Laser Tag Gun set (Model NO.BB8933F). Learn how to set up, operate, and maintain your laser tag game for exciting battles.</p>



[Vatos Urban Kitchen & Bar Drinks Menu](#)

Explore the extensive drinks menu from Vatos Urban Kitchen & Bar, featuring a wide selection of beers, cocktails, wines, tequilas, mezcals, whiskies, bourbons, cognacs, rums, and other spirits.