



Manuals.plus /

› Wise Hawk /

› Wise Hawk Architectural Reproduction Nanoblock Kit: Sphinx and Giza Pyramid User Manual

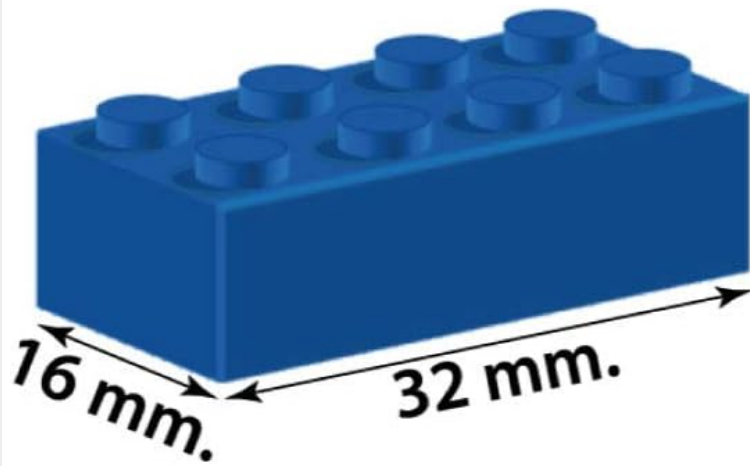
Wise Hawk Architectural Reproduction

Wise Hawk Architectural Reproduction Nanoblock Kit: Sphinx and Giza Pyramid

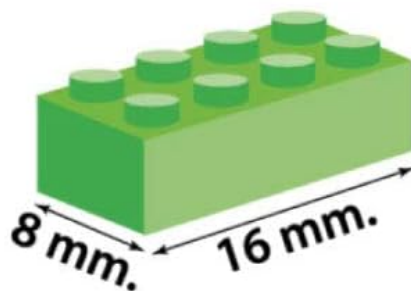
User Instruction Manual

1. PRODUCT OVERVIEW

This Wise Hawk Nanoblock Kit allows for the construction of a detailed architectural reproduction of the Great Sphinx and the Giza Pyramid. Designed for enthusiasts of miniature building, this set provides a challenging yet rewarding construction experience, resulting in a highly precise and finely finished model. Nanoblocks are significantly smaller than standard building blocks, requiring enhanced precision and patience during assembly. This kit is an excellent way to engage in logical thinking and develop fine motor skills.



**Standard
blocks**



**Nano
blocks**



Image 1.1: Comparison illustrating the smaller size of nanoblocks compared to standard blocks, with a Euro coin for scale. Nanoblocks are designed for intricate detailing.

2. SAFETY INFORMATION

- **Recommended Age:** This product is recommended for individuals aged 14 years and older due to the small size of the blocks and the complexity of the assembly.
- **Small Parts Warning:** The kit contains numerous small parts which may pose a choking hazard. Keep out of reach of children under 3 years of age.
- **Material Safety:** The blocks are made from premium quality ABS plastic and comply with all European safety standards.

3. PACKAGE CONTENTS

Upon opening the product box, please verify that all components are present:

- 242 Nanoblock pieces required for assembly.
- One base plate for construction.
- Detailed instruction manual.

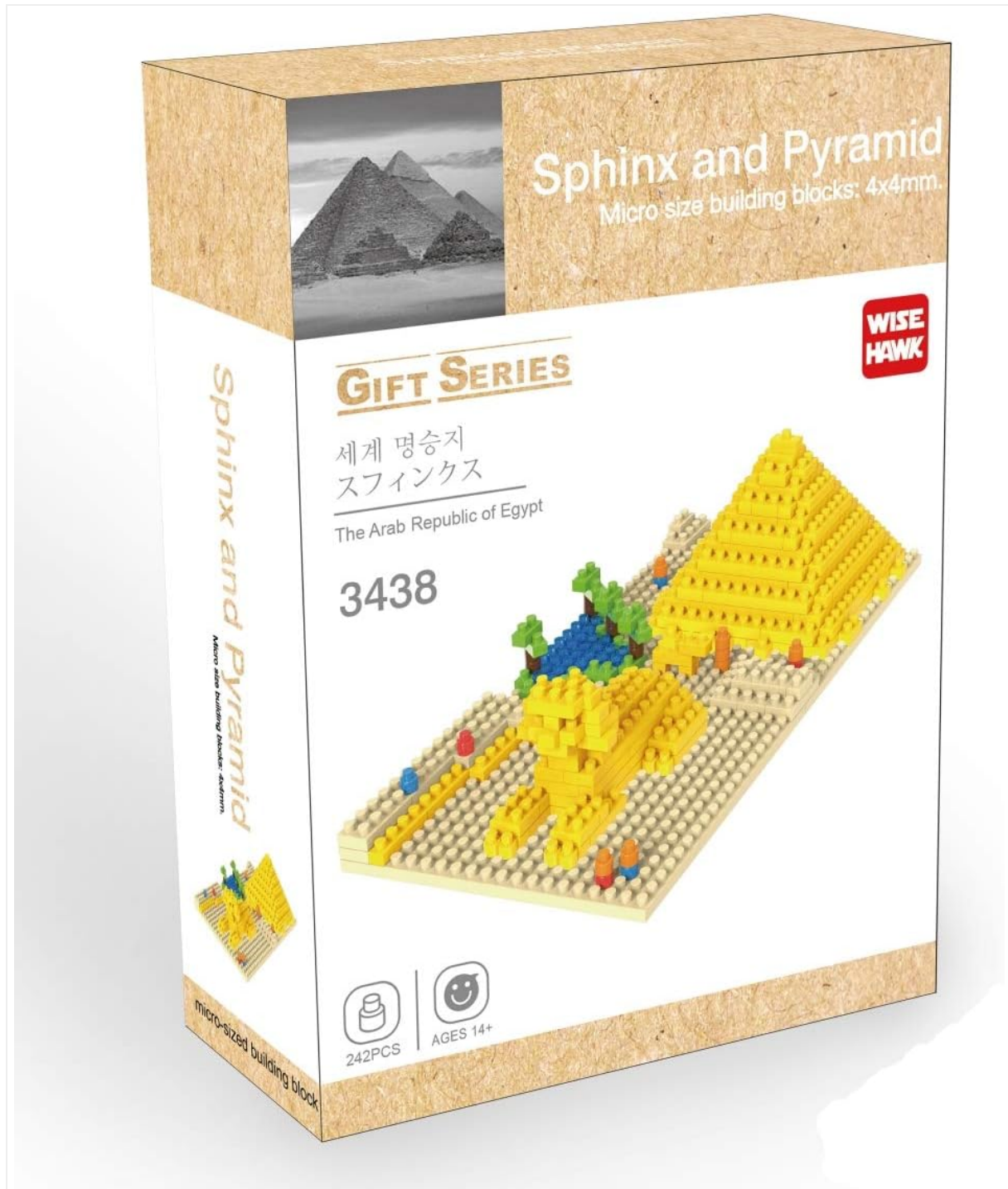


Image 3.1: The product box, measuring approximately 160 x 115 x 45 mm, containing all necessary components for the Sphinx and Giza Pyramid model.

4. SETUP AND ASSEMBLY

Follow the included instruction manual carefully for step-by-step assembly. The process requires attention to detail and precision due to the small size of the nanoblocks.

1. **Preparation:** Unpack all nanoblock pieces and organize them by color or shape as suggested in the instructions. Ensure you have a clean, well-lit workspace.
2. **Base Plate:** Begin by attaching the initial layers of blocks to the provided base plate, ensuring they

are firmly pressed into place.

3. **Layer-by-Layer Construction:** Proceed with assembly layer by layer, referring to the diagrams in the instruction manual. Pay close attention to the orientation and placement of each block.
4. **Firm Connection:** Ensure each nanoblock is securely connected to the adjacent blocks to maintain the structural integrity and stability of the model.
5. **Completion:** Continue until all sections of the Sphinx and Giza Pyramid are complete, forming the final architectural reproduction.




Image 4.1: The fully assembled Sphinx and Giza Pyramid model, showcasing the intricate details achieved with nanoblocks.

5. OPERATING (BUILDING PROCESS)

The primary operation of this product is the building process itself. Engage with the model by:

- **Patience and Precision:** Due to the small size of the blocks, patience and precise placement are crucial for a successful build.
- **Following Instructions:** Adhere strictly to the provided instruction manual. Each step is designed to guide you through the complex structure.
- **Logical Thinking:** The assembly process encourages logical thinking and problem-solving as you interpret diagrams and construct the model.
- **Enjoyment:** Take your time and enjoy the intricate process of bringing this architectural marvel to life in miniature form.

6. MAINTENANCE

To ensure the longevity and appearance of your assembled model:

- **Cleaning:** Dust the model regularly with a soft brush or a can of compressed air. For stubborn dirt, gently wipe with a slightly damp cloth, avoiding excessive moisture.

- **Storage:** Display the model in a stable location away from direct sunlight, extreme temperatures, and high humidity to prevent material degradation or discoloration.
- **Handling:** Handle the assembled model with care to avoid accidental disassembly of small parts.

7. TROUBLESHOOTING

- **Missing Pieces:** If you discover any missing pieces, please contact the retailer or manufacturer's customer support with proof of purchase and details of the missing components.
- **Difficulty Assembling:** Double-check the instruction manual for the specific step you are on. Ensure blocks are oriented correctly and pressed firmly into place. Sometimes, a small error in an earlier step can affect later assembly.
- **Model Instability:** If parts of the model feel loose or unstable, re-examine the connections. Ensure all nanoblocks are fully interlocked and seated properly.

8. SPECIFICATIONS

| Feature | Detail |
|------------------------|----------------------------------|
| Brand | Wise Hawk |
| Model Name | Architectural Reproduction |
| Manufacturer Reference | 8436556155314 |
| Number of Pieces | 242 |
| Material | ABS Plastic |
| Color | Sphinx and Pyramid (multi-color) |
| Recommended Age | 14 years and older |
| Educational Value | Logical thinking and precision |
| Package Dimensions | 16.1 x 11.7 x 4.5 cm |
| Item Weight | 120 grams |




Image 8.1: The assembled model with approximate dimensions, showing a length of 80mm and a height of 46.8mm.

9. WARRANTY INFORMATION

Specific warranty information for this product is not explicitly provided. Consumers are advised to retain their proof of purchase and refer to the retailer's return and warranty policies. In general, products are covered by statutory consumer rights regarding defects in materials and workmanship.

Information regarding the availability of spare parts is currently unavailable.

10. CUSTOMER SUPPORT

For any questions, concerns, or assistance with your Wise Hawk Nanoblock Kit, please contact the retailer from whom you purchased the product. They will be able to provide guidance or direct you to the appropriate support channels.

When contacting support, please have your product model name (Architectural Reproduction), manufacturer reference (8436556155314), and proof of purchase readily available.