

Smart Steps PT14D69A

Smart Steps Stack-a-Cat Instruction Manual

Model: PT14D69A

ABOUT YOUR SMART STEPS STACK-A-CAT TOY

The Smart Steps Stack-a-Cat is an engaging STEM baby toy designed for children aged 9 months and up. It promotes early development through interactive play, focusing on hand-eye coordination and cognitive skills. The toy features a unique design with colorful stacking rings and a wobbling base that produces fun sounds. This toy is part of the Smart Steps program, specifically designed for Step 3 of your child's developmental journey.

WHAT'S IN THE BOX

Your Smart Steps Stack-a-Cat toy includes the following components:

- 1 x Wobble Base (black and white pattern)
- 3 x Colorful Stacking Rings (red, green, blue)
- 1 x Cat Head Topper



Three colored stacks that come in different sizes

Image: All components of the Stack-a-Cat toy.

KEY FEATURES

- **Kid-Friendly Design:** Made for small hands, with lightweight and easy-to-grasp pieces.
- **Hand-Eye Coordination:** Helps develop essential motor skills through stacking.
- **Vibrant Colors & Unique Patterns:** Provides visual stimulation for young children.
- **Rocking Bottom:** The rounded base allows the toy to wobble and make fun sounds, adding to engagement.
- **Cognitive Development:** Supports learning and problem-solving as children figure out how to stack the rings.
- **Safety Standards:** Meets and exceeds high quality and safety standards in the U.S.
- **Recommended Age:** Suitable for babies 9 months and up.

SETUP

The Smart Steps Stack-a-Cat toy requires minimal setup. Simply remove all components from the packaging.

1. Unpack the wobble base, three colorful rings, and the cat head topper.
2. Ensure all packaging materials are safely discarded and kept away from children.



Image: Assembled Stack-a-Cat toy.

OPERATING INSTRUCTIONS

The Stack-a-Cat toy is designed for intuitive play, encouraging exploration and learning.

Stacking the Rings:

1. Place the wobble base on a flat, stable surface.
2. Identify the largest ring (red) and place it onto the central post of the wobble base.
3. Next, take the medium-sized ring (green) and stack it on top of the red ring.
4. Finally, place the smallest ring (blue) on top of the green ring.
5. Complete the stack by placing the cat head topper on the very top.



Develop hand-eye coordination

Image: Demonstrating the stacking process.

Interactive Play:

- Encourage your child to grasp and manipulate the rings, developing fine motor skills.
- Gently push the assembled toy to make it wobble and produce fun sounds from its rounded base.
- Discuss the colors and patterns on each ring to enhance visual recognition.



Wobble back and forth and make fun sounds

Image: The Stack-a-Cat toy wobbling.

MAINTENANCE

To ensure the longevity and hygiene of your Smart Steps Stack-a-Cat toy, follow these simple maintenance guidelines:

- **Cleaning:** Wipe the toy clean with a damp cloth and mild soap. Rinse thoroughly with clean water.
- **Drying:** Allow all components to air dry completely before reassembling or storing.
- **Storage:** Store the toy in a clean, dry place away from direct sunlight and extreme temperatures.
- **Inspection:** Periodically inspect the toy for any signs of wear or damage. Discontinue use if any parts are broken or cracked.

TROUBLESHOOTING

Most issues with the Stack-a-Cat toy can be easily resolved. Here are some common scenarios:

Problem	Solution
Rings do not stack correctly.	Ensure the rings are being stacked in the correct order from largest (bottom) to smallest (top). The cat head topper goes on last.
Toy does not wobble or make sounds.	Verify that the base is placed on a flat, even surface. The internal mechanism for sounds is sealed and does not require maintenance. If the issue persists, contact customer support.
Missing components.	Check the packaging thoroughly. If components are genuinely missing, contact Smart Steps customer support for assistance.





SPECIFICATIONS

Attribute	Detail
Product Dimensions	4.5 x 4.5 x 8 inches
Item Model Number	PT14D69A
Target Gender	Unisex
Material Type	Plastic (100% plastic)
Additional Product Features	Lightweight
Number Of Items	1 (set)
Style	Stack-a-Cat
Batteries Required	No
Item Weight	1.4 pounds
ASIN	B08DKM58ZP
Recommended Age	9 months and up

WARRANTY & SUPPORT

Smart Steps products are manufactured to high-quality standards. For information regarding warranty, returns, or product support, please refer to the official Smart Steps website or contact their customer service directly. You can often find more information on the [Smart Steps Store on Amazon](#).



	<p>RshPets Large Flat Cat Wall Steps - Assembly and Care Instructions</p> <p>Comprehensive guide for RshPets Large Flat Cat Wall Steps, including assembly instructions, material details, and care recommendations for both wood and carpet components. Suitable for cats, not for children.</p>
	<p>Cheerble Wicked Snail User Manual</p> <p>User manual for the Cheerble Wicked Snail, an interactive smart cat toy. Learn about its features, how to use it, charging instructions, and FCC compliance.</p>
	<p>RshPets Cat Climbing Shelves: Tree with Steps and 3 Beds with Cushions - Assembly and Care Guide</p> <p>Comprehensive guide for assembling and caring for the RshPets Cat Climbing Shelves, a modular wall-mounted cat tree featuring steps and three cushioned beds. Includes detailed instructions, material information, and maintenance tips in multiple languages.</p>
	<p>RshPets Large Flat Cat Wall Steps - Assembly and Care Instructions</p> <p>Comprehensive guide for RshPets' Large Flat Cat Wall Steps, including assembly instructions, material details, and care recommendations for both wood and carpet components. Suitable for cats, this product offers a safe and engaging way for felines to climb.</p>
	<p>Giociv Interactive Cat Toys User Guide</p> <p>Comprehensive user guide for Giociv interactive cat toys, including models L01, L02, L03, L04, and L06. Learn about innovative designs, usage scenarios, operation, product descriptions, and cleaning instructions for these smart pet toys.</p>
	<p>Cisco Unified Contact Center Express Editor Step Reference Guide. Release 11.0(1)</p> <p>A comprehensive guide detailing the steps available within the Cisco Unified Contact Center Express Editor for developing interactive scripts. This volume covers individual steps, their functionalities, and usage within various palettes, including General, Trigger, Session, Contact, Call, eMail, HTTP, Media, User, Prompt, Grammar, Document, Database, and ACD steps.</p>