

Logitech A20 Wireless Headset Gen 2

ASTRO Gaming A20 Wireless Headset Gen 2 User Manual

For Xbox Series X|S, Xbox One, PC & Mac

1. INTRODUCTION

The ASTRO Gaming A20 Wireless Headset Gen 2 provides a high-quality audio experience for gaming across multiple platforms. This manual details the setup, operation, maintenance, and troubleshooting for your headset, ensuring optimal performance and longevity.



Image 1.1: The ASTRO Gaming A20 Wireless Headset Gen 2, featuring a white and green design.

2. PACKAGE CONTENTS

Verify that all items are present in your product packaging:

- ASTRO Gaming A20 Wireless Headset Gen 2
- USB Transmitter (Console Specific)
- USB-C to USB-A Charging Cable




Image 2.1: Contents of the ASTRO Gaming A20 Wireless Headset Gen 2 package, including the headset, USB transmitter, and charging cable.

3. SETUP

3.1 Initial Charging

Before first use, fully charge the headset. Connect the USB-C end of the charging cable to the headset's USB-C port and the USB-A end to a powered USB-A port on your console, PC, or a wall adapter. A full charge provides approximately 15 hours of battery life.

3.2 Connecting to Xbox (Series X|S, Xbox One)

1. Plug the USB Transmitter into an available USB port on your Xbox console.
2. Power on your ASTRO A20 Wireless Headset.
3. The headset and transmitter should automatically pair. The LED indicator on both devices will show a solid light when connected.
4. Ensure your Xbox audio output settings are configured to send audio to the headset.

3.3 Connecting to PC / Mac

1. Plug the USB Transmitter into an available USB port on your PC or Mac.

2. Power on your ASTRO A20 Wireless Headset.
3. The headset and transmitter should automatically pair. The LED indicator on both devices will show a solid light when connected.
4. Navigate to your operating system's sound settings and select the ASTRO A20 as the default playback and recording device.



Image 3.1: The ASTRO Gaming A20 Wireless Headset Gen 2 demonstrating cross-platform connectivity with an Xbox console.

4. OPERATING INSTRUCTIONS

4.1 Headset Controls

The ASTRO A20 Gen 2 features intuitive controls located on the headset for easy access during gameplay.

- **Power Button:** Turns the headset on or off.
- **Volume Wheel:** Adjusts the overall audio volume.
- **Game/Voice Balance Buttons:** Allows you to adjust the balance between game audio and voice chat audio. Press the 'Game' button to increase game volume relative to chat, or the 'Voice' button to increase chat volume relative to game.
- **EQ Preset Button:** Cycles through 3 different equalizer presets to optimize audio for various content types.

- **Flip-to-Mute Microphone:** Flipping the microphone boom arm up mutes the microphone. Flipping it down unmutes it.



Image 4.1: The ASTRO Gaming A20 Wireless Headset Gen 2 demonstrating the flip-to-mute microphone feature.

4.2 Battery Life and Charging

The headset provides over 15 hours of continuous use on a full charge. When the battery is low, you will hear an audible alert. Recharge the headset using the provided USB-C to USB-A cable as described in Section 3.1.



Image 4.2: The ASTRO Gaming A20 Wireless Headset Gen 2 highlighting its 15+ hours of battery life.

5. MAINTENANCE

Proper care ensures the longevity and performance of your headset:

- **Cleaning:** Use a soft, dry cloth to clean the headset. Avoid abrasive cleaners or solvents.
- **Storage:** Store the headset in a cool, dry place away from direct sunlight and extreme temperatures.
- **Battery Care:** For optimal battery health, avoid fully discharging the battery frequently. Recharge when the low battery indicator appears.

6. TROUBLESHOOTING

If you encounter issues with your ASTRO A20 Wireless Headset Gen 2, refer to the following common solutions:

Issue	Possible Solution
-------	-------------------

Issue	Possible Solution
No audio / Headset not connecting	<ul style="list-style-type: none"> • Ensure the headset is powered on and fully charged. • Verify the USB Transmitter is securely plugged into the console/PC. Try a different USB port. • Power cycle both the headset and the console/PC. • Check console/PC sound settings to ensure ASTRO A20 is selected as the default audio device.
Microphone not working / Static in mic	<ul style="list-style-type: none"> • Ensure the microphone boom is flipped down to unmute. • Check console/PC microphone input settings. • Test the microphone in a different application or on another device if possible. • Ensure the USB transmitter is firmly connected.
Short battery life / Not charging	<ul style="list-style-type: none"> • Ensure the USB-C to USB-A charging cable is used and connected to a powered USB-A port. • Avoid using USB-C to USB-C cables or ports for charging, as this headset is designed for USB-A charging. • Allow the headset to charge for at least 3 hours for a full charge.
Audio cutting out / Wireless range issues	<ul style="list-style-type: none"> • Ensure there are no major obstructions between the headset and the USB Transmitter. • Minimize interference from other 2.4 GHz wireless devices. • Keep within the 15-meter (50-foot) wireless range.

7. SPECIFICATIONS

Feature	Detail
Model Name	ASTRO A20 Wireless Headset Gen 2
Item Model Number	939-001882
Connectivity Technology	Wireless (RF 2.4 GHz)
Wireless Range	Up to 15 meters (50 feet)
Battery Life	Approximately 15 hours
Audio Driver Size	40 mm Dynamic Drivers
Frequency Range	20 Hz - 20 kHz
Microphone	Flip-to-mute functionality



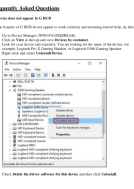

Feature	Detail
Controls	Volume wheel, Game/Voice balance, EQ preset button
Charging Port	USB-C (for charging via USB-A source)
Weight	318 Grams (11.2 ounces)
Compatible Devices	Xbox Series X S, Xbox One, PC, Mac



8. WARRANTY AND SUPPORT

For detailed warranty information, technical support, and additional resources, please visit the official Logitech G / ASTRO Gaming support website. You can also refer to the official User Guide PDF for further details:

- Official User Guide (PDF): [Download Here](#)
- Logitech G Support: [Visit Website](#)

Related Documents - A20 Wireless Headset Gen 2

	<p>ASTRO A50 X Wireless Headset Setup Guide</p> <p>This setup guide provides instructions for the ASTRO A50 X Wireless Headset, including setup recommendations, connection guides for Xbox, PlayStation, and PC, and an overview of product features. Learn how to connect your headset for optimal gaming audio.</p>
	<p>Logitech G935 Gaming Headset: Troubleshooting and Features Guide</p> <p>A comprehensive guide to troubleshooting common issues with the Logitech G935 wireless gaming headset, including device detection, software freezing, microphone quality, and console compatibility. Learn about operation modes, surround sound customization, and power management.</p>
	<p>Logitech G HUB & G635/G935 Headset Troubleshooting: FAQs and Solutions</p> <p>Find solutions for common issues with Logitech G HUB software and G635/G935 gaming headsets, covering device detection, freezing, audio problems, console setup, and surround sound customization.</p>
	<p>Logitech A50 X Wireless Headset Setup Guide</p> <p>Comprehensive setup guide for the Logitech A50 X Wireless Headset, covering connections for Xbox, PlayStation, and PC, along with product overview and features.</p>

	<p>Logitech USB Headset H390 Setup Guide</p> <p>Concise setup guide for the Logitech USB Headset H390, covering product components, installation, and troubleshooting steps for Windows and Mac operating systems.</p>
	<p>Logitech USB Headset H390: Comfortable, Clear Audio for Calls and Entertainment</p> <p>Explore the Logitech USB Headset H390, featuring plush comfort, pure digital stereo sound, and an adjustable noise-cancelling microphone. Ideal for clear voice/video calls, music, and gaming, with easy USB plug-and-play setup and broad OS compatibility.</p>

Documents - Logitech – A20 Wireless Headset Gen 2




[pdf] Specifications

A20 Wireless Headset Gen 2 PS Littlebit at The is designed to give you gaming audio freedom on several ASTRO Audio V2 Battery charging time 3 5 hours 15°C 40°C DS ASG L1106305 01 ENU littlebit media productattach D S |||

A20 Wireless Headset Gen 2 - PS No wires, no boundaries. The **A20 Wireless Headset Gen 2** is designed to give you gaming audio freedom on several levels. Its 2.4 GHz signal provides an extended wireless range and the microphone delivers clear and accurate communication with easy mute functionality. T...

lang:en score:32 filesize: 45.7 K page_count: 2 document date: 2021-07-13



[pdf] User Manual Quick Start Guide

2008010 Aquarius Pkg QSG PS User Manual ASTRO Gaming A20 Wireless Headset Logitech Folding Stand White Green PC Video Games A1OdErs4WCL m media amazon images I |||

User Manual of Product 1: ASTRO Gaming**A20 Wireless Headset Gen 2**, Lightweight and Damage Resistant, Flip-to-mute microphone, 15 Hour battery life, 15m range, for PlayStation 5, PS4, PC, Mac - White/Green ASTRO GAMING A20 Wireless LOC 01 LOC 02 LOC 03 LOC 04 LOC 05 LOC 06 LOC 07 LOC 08 LOC 09 LOC...

lang:en score:24 filesize: 1.37 M page_count: 2 document date: 2020-08-10



A20 Wireless Headset Gen 2 - PS



Sans fil, sans limites.

Le casque sans fil A20 de 2e génération met votre jeu au premier plan. Avec une grande liberté de mouvement pour le réglage du son de votre jeu. Son signal de 2,4 GHz offre une portée sans fil étendue et le microphone permet une communication claire et précise avec une flexibilité de prise de son à 360°. Le microphone USB permet une connexion facile sur plusieurs postes de jeu.

CONTENU DU COFFRET

- Casque sans fil A20 de 2e génération
- Câble de charge USB-C vers USB-A
- Transmetteur USB
- 2 ans de garantie d'origine

CARACTÉRISTIQUES

- ASTRO AUDIO V2
- Portée sans fil jusqu'à 15 mètres
- Contraste de son précis et riche
- Autonomie de plus de 15 heures
- Contrôle tactile intuitif
- Microphone avec fonction sourdine Flip-up
- Prise de son à 360°
- Balance jeu/voix

[pdf]

5099206091214 f 0 boulanger scene7 is content Boulanger |||

A20 Wireless Headset Gen 2 - PS Sans fil, sans limites. Le casque sans fil A20 2e génération est conçu pour vous donner une très grande liberté tous les niveaux pour le réglage du son de votre jeu. Son signal de 2,4 GHz offre une portée sans fil tendue et le microphone permet une communication claire et ...

lang:fr **score:18** filesize: 52.47 K page_count: 2 document date: 2020-12-14