

Manuals+

[Q & A](#) | [Deep Search](#) | [Upload](#)

[manuals.plus](#) /

› [Asmodee](#) /

› [Asmodee Rory's Story Cubes Harry Potter Dice Game Instruction Manual](#)

Asmodee ASMRSC307EN

Asmodee Rory's Story Cubes Harry Potter Instruction Manual


Unleash your imagination with endless storytelling possibilities.

1. INTRODUCTION

Rory's Story Cubes Harry Potter is a pocket-sized creative story generator designed to encourage creativity, develop social confidence, enhance language development skills, and create unique moments through collaborative storytelling. This game allows players to dynamically and interactively generate stories using nine specially designed dice featuring iconic Harry Potter imagery.

2. WHAT'S IN THE BOX

- 9 x Rory's Story Cubes Harry Potter Dice
- 1 x Rule Booklet



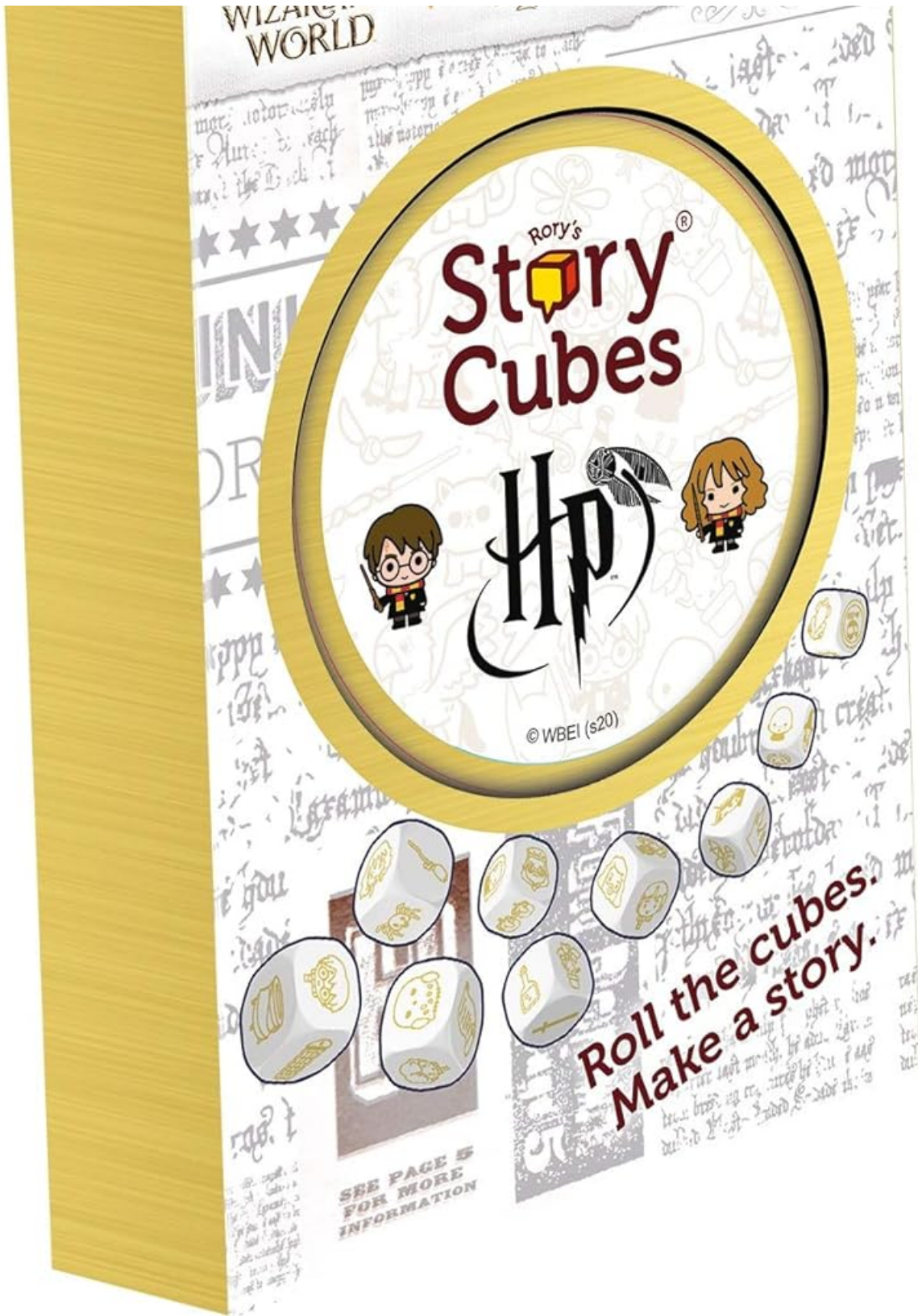


Image: Front view of the Rory's Story Cubes Harry Potter game box, displaying the title and key characters.



Story Cubes

A game of limitless imagination,
And infinite stories!

1.



Roll,

2.



Observe,

3.



Tell!

Combine items, characters,
places, and animals
to experience **unique excitements!**

Contents: 9 dice and 1 rule booklet

ASMRS307EN

production code.
made in [printer]



WARNING! Not suitable for children under
36 months. Small parts - Choking hazard.
© Asmodee Group 2019. Tous droits réservés.
Distributed by Asmodee UK: ESDEVUM GAMES LTD Unit
• 6 • Waterbrook Road • Alton • GU34 2UD • UK
Published by Asmodee Group: 18 rue Jacqueline Auriol • Quartier
Villaro - BP 40119 • 78041 Guyancourt Cedex • France
www.asmodee.co.uk

DISTRIBUTOR
LOGO ONLY
HERE




Image: Back view of the Rory's Story Cubes Harry Potter game box, showing a simplified 'Roll, Observe, Tell' gameplay guide.

3. SETUP


1. Open the game box and remove the 9 Story Cubes dice.
2. Gather all players around a flat surface where the dice can be easily rolled and viewed.
3. Ensure all players are familiar with the basic concept of the game: rolling dice and creating a story based on the images.

4. OPERATING INSTRUCTIONS: HOW TO PLAY

Rory's Story Cubes Harry Potter offers a simple yet engaging way to create stories. There are no right or wrong answers, just imaginative fun!

Basic Gameplay:

1. **Roll the Dice:** Take all 9 Story Cubes and roll them onto the playing surface.
2. **Observe the Images:** Look at the images that appear face-up on the rolled dice. There are 54 unique images across the 9 dice, offering over one million possible combinations.
3. **Tell a Story:** Begin your story with "Once upon a time..." and incorporate the images from the dice into your narrative. You can start with any image and build your story from there.
4. **Collaborative Storytelling:** Players can take turns adding to the story, each incorporating one or more dice images into the evolving narrative. This encourages listening and creative thinking.
5. **End the Story:** The game can end when all dice images have been used, when a predetermined time limit is reached, or when players collectively decide the story is complete.






Image: Nine Story Cubes with Harry Potter themed symbols, ready for play.

Official Product Video:

Your browser does not support the video tag.

Video: An overview of Rory's Story Cubes, demonstrating the basic gameplay and encouraging creative storytelling. This video is provided by Asmodee North America, Inc.

5. MAINTENANCE

- **Cleaning:** Wipe the dice with a soft, dry cloth if they become dirty. Avoid using harsh chemicals or abrasive materials.
- **Storage:** Store the dice and rule booklet in their original magnetic box to prevent loss and damage. Keep away from extreme temperatures and direct sunlight.

6. TROUBLESHOOTING

- **Difficulty Starting a Story:** If players struggle to begin, encourage them to pick one die that stands

out and start with that image. Alternatively, try a simple prompt like "A wizard went on an adventure..."

- **Repetitive Stories:** To encourage variety, suggest focusing on different aspects of the images (e.g., color, emotion, action) or combining images in unusual ways. Consider adding a new rule, such as incorporating a specific genre or character trait.

7. SPECIFICATIONS

Feature	Detail
Product Dimensions	1.73 x 4.33 x 6.22 inches
Item Weight	0.005 ounces
Item Model Number	ASMRSC307EN
Manufacturer Recommended Age	6 years and up
Players	1+ Players
Playing Time	10+ Minutes
Release Date	February 5, 2021
Manufacturer	Asmodee

8. SAFETY INFORMATION

WARNING: Not suitable for children under the age of 3 years due to small parts which may present a choking hazard.

9. WARRANTY AND SUPPORT

For product support or inquiries, please contact the manufacturer, Asmodee, directly. Specific warranty details may be available on the product packaging or the official Asmodee website.

Visit the [Zygomatic Store](#) for more information on related products.