

Wireless Gear G0685

Wireless Gear Bluetooth 5.0 True Wireless Stereo Sport Earhooks User Manual

Model: G0685

INTRODUCTION

This manual provides detailed instructions for the Wireless Gear Bluetooth 5.0 True Wireless Stereo Sport Earhooks. Please read this manual carefully before use to ensure proper operation and to maximize the lifespan of your device.

PACKAGE CONTENTS

The package should contain the following items:

- Wireless Two Earbuds
- Charging case
- USB Charging cable
- User manual

PRODUCT OVERVIEW

The Wireless Gear Sport Earhooks are designed for comfortable and secure wear during various activities. They feature touch controls and come with a portable charging case.



Image: Wireless Gear Sport Earhooks (white) inside their black zippered charging case, with the case lid open.



Image: A detailed close-up of a single white Wireless Gear Sport Earhook, highlighting the ear hook design and the circular touch control area with a red outline.

SETUP

1. Initial Charging

Before first use, fully charge the earbuds and the charging case.

1. Place both earbuds into the charging case. Ensure they are properly seated.
2. Connect the USB charging cable to the charging case and a compatible USB power source (e.g., computer USB port, wall adapter).

3. The indicator lights on the case and/or earbuds will show charging status. Refer to the product's specific light indicators for full charge notification.



Image: A person's hands are shown placing the white Wireless Gear Sport Earhooks into their open black charging case, with a laptop visible in the background.

2. Pairing with a Device

The earbuds feature auto-pair and auto-power on functionality for seamless connection.

1. Remove both earbuds from the charging case. They will automatically power on and enter pairing mode.
2. On your device (smartphone, tablet, laptop), enable Bluetooth.
3. Search for "Wireless Gear Earhooks" or a similar name in the list of available Bluetooth devices.
4. Select the device name to connect. Once connected, you will hear an audible confirmation.
5. If pairing fails, place the earbuds back into the case, close the lid, wait a few seconds, and then repeat the steps.



Image: The white Wireless Gear Sport Earhooks are displayed next to a black smartphone, illustrating their compact size and readiness for pairing.

OPERATING INSTRUCTIONS

Power On/Off

- **Power On:** Remove earbuds from the charging case. They will power on automatically.
- **Power Off:** Place earbuds back into the charging case. They will power off automatically.

Touch Controls

The earbuds feature convenient touch controls on the side of each earbud.

- **Play/Pause Music:** Single tap on either earbud.
- **Next Song:** Double tap on the right earbud.
- **Previous Song:** Double tap on the left earbud.
- **Answer/End Call:** Single tap on either earbud during an incoming call.
- **Reject Call:** Press and hold on either earbud for 2 seconds during an incoming call.
- **Activate Voice Assistant (Siri for iOS):** Triple tap on either earbud.

Wearing the Earhooks

The contoured shape with behind-the-ear hooks and ear gels provides a secure and comfortable fit.

1. Identify the left (L) and right (R) earbuds.
2. Place the earbud into your ear canal and gently hook the ear hook over the back of your ear.
3. Adjust the earbud and hook until it feels secure and comfortable.

MAINTENANCE AND CARE

- **Cleaning:** Use a soft, dry, lint-free cloth to clean the earbuds and charging case. Do not use harsh chemicals or abrasive materials.
- **Storage:** When not in use, always store the earbuds in their charging case to protect them from dust, dirt, and damage.
- **Avoid Water:** These earbuds are not waterproof. Avoid exposure to excessive moisture, rain, or submersion in water.
- **Temperature:** Do not expose the device to extreme temperatures (hot or cold).

TROUBLESHOOTING

Problem	Possible Cause	Solution
Earbuds do not power on.	Low battery.	Charge the earbuds and charging case fully.
Cannot pair with device.	Bluetooth is off on device; earbuds not in pairing mode; interference.	Ensure Bluetooth is enabled. Place earbuds back in case, then remove to re-enter pairing mode. Move closer to the device.
No sound or low volume.	Volume too low on device; earbuds not connected; earbud placement.	Increase volume on your connected device. Reconnect earbuds. Adjust earbud position in ear.
Only one earbud working.	Earbuds not properly synced; one earbud low battery.	Place both earbuds back into the charging case, close the lid, then remove them together. Ensure both are charged.

SPECIFICATIONS

- **Model:** G0685
- **Connectivity:** Bluetooth 5.0
- **Playtime (Earbuds):** Up to 2 hours



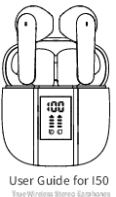

- **Additional Playtime (with Charging Case):** Up to 6 hours (3 full charges)
- **Control Type:** Touch Control
- **Microphone:** Built-in
- **Noise Reduction:** Intelligent Noise Reduction
- **Form Factor:** In-Ear with Over-Ear Hooks
- **Color:** White
- **Material:** Plastic
- **Item Weight:** 110 g (including packaging)
- **Dimensions (Case):** Approximately 2.25" x 2.25" x 0.75"

WARRANTY AND SUPPORT

For warranty information and customer support, please refer to the product packaging or contact Wireless Gear customer service directly. Keep your proof of purchase for any warranty claims.

Contact Information: Please visit the official Wireless Gear website for the most up-to-date support contact details.

Related Documents - G0685

	<p>N35 True Wireless Earbuds User Manual PocBuds</p> <p>Comprehensive user manual for PocBuds N35 True Wireless Earbuds. Learn about setup, pairing, controls, charging, maintenance, and troubleshooting for your N35 earbuds.</p>
	<p>Audeo Escape Sport True Wireless Earphones: Quick Start & Instruction Guide</p> <p>Comprehensive quick start and instruction guide for Audeo Escape Sport true wireless earphones, covering setup, features, functions, specifications, troubleshooting, and care.</p>
	<p>User Guide for i50 True Wireless Stereo Earphones</p> <p>This user guide provides instructions and specifications for the i50 True Wireless Stereo Earphones, covering pairing, functions, charging, storage, maintenance, and troubleshooting.</p>
	<p>H31 True Wireless Earbuds for Sports - User Guide</p> <p>User guide for H31 True Wireless Earbuds for Sports, covering setup, functions, charging, and troubleshooting.</p>

